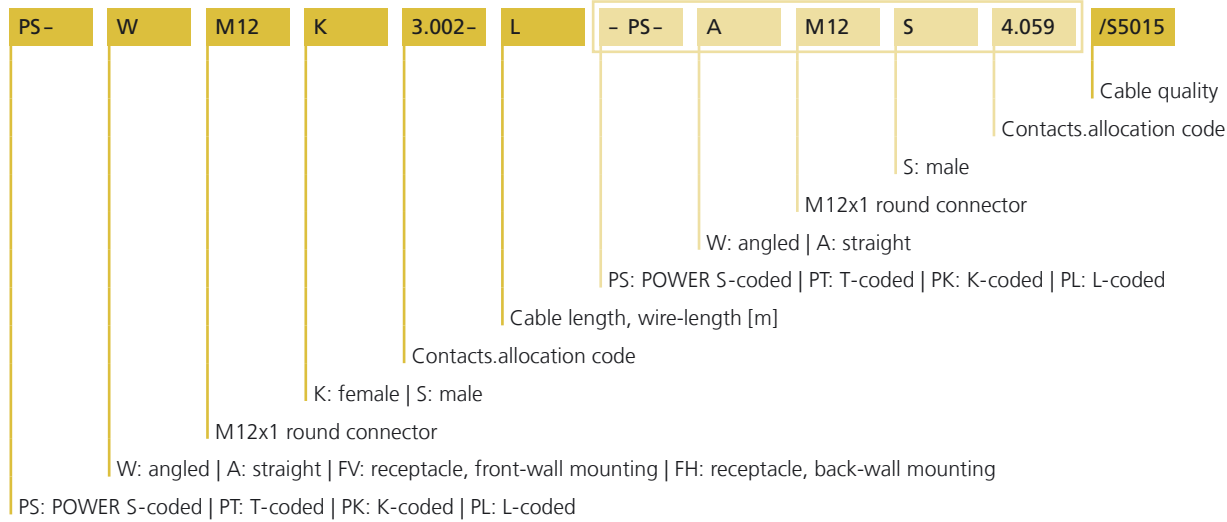
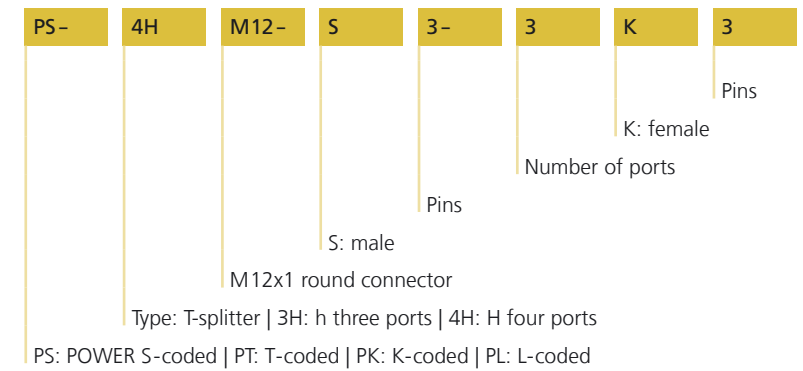


Nomenclature of patched connectors, receptacles

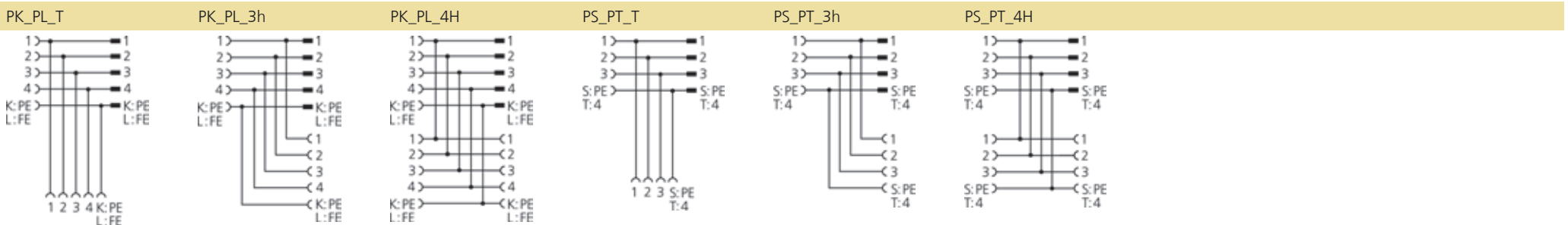
Double-ended cordset



Nomenclature of POWER splitters



Cable	Material	UL	Colour	Wire cross-section	Drag chain-adapted	PNO-compliant
S5015	PUR/PP	✓	BK	1.5mm ²	✓	
S5015GY	PUR/PP	✓	GY	1.5mm ²	✓	✓
S5025	PUR/PP	✓	BK	2.5mm ²	✓	
S5025GY	PUR/PP	✓	GY	2.5mm ²	✓	✓
























M12x1 POWER

Technical data	Connectors	Receptacles	Field-wireable	T-, h-, H-splitters
Insulation resistance	$\geq 10^8 \Omega$	$\geq 10^8 \Omega$	$\geq 10^8 \Omega$	$\geq 10^8 \Omega$
Resistance	$\leq 5 m\Omega$	$\leq 5 m\Omega$	$\leq 3 m\Omega$	$\leq 5 m\Omega$
Ambient temperature product	-30°C...+90°C	-40°C...+85°C	-40°C...+85°C	-30°C...+90°C
Contact material	Metal, CuZn, gold-plated	Metal, gold-plated	Metal, gold-plated	Metal, gold-plated
Contact-carrier material	Plastic, PA, BK	Plastic, PA	Plastic, PA	Plastic, PA, BK
Grip body material	Plastic, TPU, BK	Plastic, TPU	Plastic, PA	Plastic, TPU
Coupling nut material	Metal, CuZn, nickel-plated	Metal, nickel-plated		Metal, nickel-plated
Sealing (female) material	FPM/FKM			
Receptacle housing material		Zinc die-cast, nickel-plated		
Standards	IEC 61076-2-111	IEC 61076-2-111	IEC 61076-2-111	IEC 61076-2-111
Degree of protection (mounted)	IP65, IP67, IP68	IP65, IP67, IP68	IP67	IP65, IP67, IP68
Mechanical life-cycle	>100 mating cycles	>100 mating cycles	>100 mating cycles	>100 mating cycles
Degree of pollution	2	3	3	2
Cable outlet			8...10mm	
Connecting cross-section			1,50mm ²	










M12x1 POWER from ESCHA stands for a reliable power transmission via the standardized M12x1-interface. Due to their compact housing design, devices with S-coding (630V, 12A), T-coding (63V, 12A), L-coding (63V, 16A, 4-FE, PNO-compliant), and K-coding (630V, 12A, 4+PE) are especially adapted for the power supply in the automation field. A broad product range with single-ended and double-ended cordsets as well as H-, h-, and T-splitters facilitates a serial wiring structure at field level. The connection cross-section up to 2.5 mm² of all M12x1 POWER products is a unique feature. In contrast to small cross-sections, this feature enables a large extension of power distribution and – especially in case of DC-distribution – a slight voltage drop.

		Body				Cable		Item description	L = cable length*		
		Pins	U[max]	I[max]	Cod.	Material	Ø[mm²]		2m / 1m	5m / 2m	10m / 5m
	Single-ended cordset female, straight, M12x1	2+PE	630V _{AC} 600V _{AC} (UL)	12A	S	PUR BK	3 x 1.5	PS-AM12K3.002-L/S5015	8064011	8064012	8064013
		3+PE	630V _{AC} 600V _{AC} (UL)	12A	S	PUR BK	4 x 1.5	PS-AM12K4.155-L/S5015	8068091	8068092	8068093
	Single-ended cordset female, angled, M12x1	2+PE	630V _{AC} 600V _{AC} (UL)	12A	S	PUR BK	3 x 1.5	PS-WM12K3.002-L/S5015	8064014	8064015	8064016
		3+PE	630V _{AC} 600V _{AC} (UL)	12A	S	PUR BK	4 x 1.5	PS-WM12K4.155-L/S5015	8068095	8068096	8068097
	Single-ended cordset male, straight, M12x1	2+PE	630V _{AC} 600V _{AC} (UL)	12A	S	PUR BK	3 x 1.5	PS-AM12S3.002-L/S5015	8064017	8064018	8064019
		3+PE	630V _{AC} 600V _{AC} (UL)	12A	S	PUR BK	4 x 1.5	PS-AM12S4.155-L/S5015	8068098	8068106	8068107
	Single-ended cordset male, angled, M12x1	2+PE	630V _{AC} 600V _{AC} (UL)	12A	S	PUR BK	3 x 1.5	PS-WM12S3.002-L/S5015	8064020	8064021	8064022
		3+PE	630V _{AC} 600V _{AC} (UL)	12A	S	PUR BK	4 x 1.5	PS-WM12S4.155-L/S5015	8068108	8068109	8068110
	Double-ended cordset female, straight, M12x1	2+PE	630V _{AC} 600V _{AC} (UL)	12A	S	PUR BK	3 x 1.5	PS-AM12K3.002-L-PS-AM12S3.002/S5015	8063999	8064000	8064001
		3+PE	630V _{AC} 600V _{AC} (UL)	12A	S	PUR BK	4 x 1.5	PS-AM12K4.155-L-PS-AM12S4.155/S5015	8068297	8068131	8068132
	Double-ended cordset female, straight, M12x1	2+PE	630V _{AC} 600V _{AC} (UL)	12A	S	PUR BK	3 x 1.5	PS-AM12K3.002-L-PS-WM12S3.002/S5015	8064002	8064003	8064004
		3+PE	630V _{AC} 600V _{AC} (UL)	12A	S	PUR BK	4 x 1.5	PS-AM12K4.155-L-PS-WM12S4.155/S5015	8068298	8068134	8068135
	Double-ended cordset female, angled, M12x1	2+PE	630V _{AC} 600V _{AC} (UL)	12A	S	PUR BK	3 x 1.5	PS-WM12K3.002-L-PS-AM12S3.002/S5015	8064008	8064009	8064010
		3+PE	630V _{AC} 600V _{AC} (UL)	12A	S	PUR BK	4 x 1.5	PS-WM12K4.155-L-PS-AM12S4.155/S5015	8068301	8068140	8068141
	Double-ended cordset female, angled, M12x1	2+PE	630V _{AC} 600V _{AC} (UL)	12A	S	PUR BK	3 x 1.5	PS-WM12K3.002-L-PS-WM12S3.002/S5015	8064005	8064006	8064007
		3+PE	630V _{AC} 600V _{AC} (UL)	12A	S	PUR BK	4 x 1.5	PS-WM12K4.155-L-PS-WM12S4.155/S5015	8068299	8068137	8068138
	Receptacle female, straight, M12x1 Wire contact Front wall-mounting	2+PE	630V _{AC} 600V _{AC} (UL)	12A	S		3 x 1.5	PS-FVM12KU3.002-0,2/M16/S5015	8087076		
				12A	S		3 x 2.5	PS-FVM12KU3.002-0,2/M16/S5025	8086643		
		3+PE	630V _{AC} 600V _{AC} (UL)	12A	S		3 x 1.5	PS-FVM12KU4.155-0,2/M16/S5015	8087080		
				12A	S		3 x 2.5	PS-FVM12KU4.155-0,2/M16/S5025	8086188		


* Standard cable-lengths for single-ended cordset: 2m, 5m, or 10m. For double-ended cordset: 1m, 2m, or 5m. Wire length for receptacles: 0.2m. Other cable- and wire lengths are available upon request.

		Body				Cable		Item description	L = cable length*		
		Pins	U[max]	I[max]	Cod.	Material	Ø[mm²]		2m / 1m	5m / 2m	10m / 5m
	Receptacle female, straight, M12x1 Wire contact Back wall-mounting	2+PE	630V _{AC} 600V _{AC} (UL)	12A	S	3 x 1.5	PS-FHM12KU3.002-0,2/M16/S5015	8087074			
				12A	S	3 x 2.5	PS-FHM12KU3.002-0,2/M16/S5025	8086182			
		3+PE	630V _{AC} 600V _{AC} (UL)	12A	S	4 x 1.5	PS-FHM12KU4.155-0,2/M16/S5015	8087078			
				12A	S	4 x 2.5	PS-FHM12KU4.155-0,2/M16/S5025	8086184			
	Receptacle male, straight, M12x1 Wire contact Front wall-mounting	2+PE	630V _{AC} 600V _{AC} (UL)	12A	S	3 x 1.5	PS-FVM12SU3.002-0,2/M16/S5015	8087077			
				12A	S	3 x 2.5	PS-FVM12SU3.002-0,2/M16/S5025	8086644			
		3+PE	630V _{AC} 600V _{AC} (UL)	12A	S	4 x 1.5	PS-FVM12SU4.155-0,2/M16/S5015	8087081			
				12A	S	4 x 2.5	PS-FVM12SU4.155-0,2/M16/S5025	8086189			
	Receptacle male, straight, M12x1 Wire contact Back wall-mounting	2+PE	630V _{AC} 600V _{AC} (UL)	12A	S	3 x 1.5	PS-FHM12SU3.002-0,2/M16/S5015	8087075			
				12A	S	3 x 2.5	PS-FHM12SU3.002-0,2/M16/S5025	8086183			
		3+PE	630V _{AC} 600V _{AC} (UL)	12A	S	4 x 1.5	PS-FHM12SU4.155-0,2/M16/S5015	8087079			
				12A	S	4 x 2.5	PS-FHM12SU4.155-0,2/M16/S5025	8086185			
	Receptacle female, straight, M12x1 Print contact Back wall-mounting	2+PE	630V _{AC} 600V _{AC} (UL)	12A	S		PS-FHM12KU3-P/M16	8086641			
		3+PE	630V _{AC} 600V _{AC} (UL)	12A	S		PS-FHM12KU4-P/M16	8086186			
	Receptacle female, straight, M12x1 Print contact Back wall-mounting	2+PE	630V _{AC} 600V _{AC} (UL)	12A	S		PS-FHM12SU3-P/M16	8086642			
		3+PE	630V _{AC} 600V _{AC} (UL)	12A	S		PS-FHM12SU4-P/M16	8086187			
	Field-wireable connector female, straight, M12x1 Screw-/clamp contact	3+PE	630V _{AC}	12A	S		PS-WAKC4K	8063400			
	Field-wireable connector male, straight, M12x1 Screw-/clamp contact	3+PE	630V _{AC}	12A	S		PS-WASC4K	8063399			
	T-splitter	3+PE	630V _{AC} 600V _{AC} (UL)	12A	S		PS-TM12-S4-LK4	8062858			
	h-splitter	3+PE	630V _{AC} 600V _{AC} (UL)	12A	S		PS-3HM12-S4-LK4	8062859			
	H-splitter	3+PE	630V _{AC} 600V _{AC} (UL)	12A	S		PS-4HM12-S4-3K4	8062860			
















* Standard cable-lengths for single-ended cordset: 2m, 5m, or 10m. For double-ended cordset: 1m, 2m, or 5m. Wire length for receptacles: 0.2m. Other cable- and wire lengths are available upon request.

		Body				Cable			L = cable length*		
		Pins	U[_{max}]	I[_{max}]	Cod.	Material	Ø[mm ²]	Item description	2m / 1m	5m / 2m	10m / 5m
	Single-ended cordset female, straight, M12x1	4	63V _{DC}	12A	T	PUR BK	4 x 1.5	PT-AM12K4-L/S5015	8063986	8063987	8063988
				12A	T	PUR BK	4 x 2.5	PT-AM12K4-L/S5025	8063962	8063963	8063964
	Single-ended cordset female, angled, M12x1	4	63V _{DC}	12A	T	PUR BK	4 x 1.5	PT-WM12K4-L/S5015	8063989	8063990	8063991
				12A	T	PUR BK	4 x 2.5	PT-WM12K4-L/S5025	8063965	8063966	8063967
	Single-ended cordset male, straight, M12x1	4	63V _{DC}	12A	T	PUR BK	4 x 1.5	PT-AM12S4-L/S5015	8063992	8063993	8063994
				12A	T	PUR BK	4 x 2.5	PT-AM12S4-L/S5025	8063968	8063969	8063970
	Single-ended cordset male, angled, M12x1	4	63V _{DC}	12A	T	PUR BK	4 x 1.5	PT-WM12S4-L/S5015	8063998	8063997	8063995
				12A	T	PUR BK	4 x 2.5	PT-WM12S4-L/S5025	8063971	8063972	8063973
	Double-ended cordset female, straight, M12x1	4	63V _{DC}	12A	T	PUR BK	4 x 1.5	PT-AM12K4-L-PT-AM12S4/S5015	8063974	8063975	8063976
				12A	T	PUR BK	4 x 2.5	PT-AM12K4-L-PT-AM12S4/S5025	8063950	8063951	8063952
	Double-ended cordset female, straight, M12x1	4	63V _{DC}	12A	T	PUR BK	4 x 1.5	PT-AM12K4-L-PT-WM12S4/S5015	8063977	8063978	8063979
				12A	T	PUR BK	4 x 2.5	PT-AM12K4-L-PT-WM12S4/S5025	8063953	8063954	8063955
	Double-ended cordset female, angled, M12x1	4	63V _{DC}	12A	T	PUR BK	4 x 1.5	PT-WM12K4-L-PT-AM12S4/S5015	8063983	8063984	8063985
				12A	T	PUR BK	4 x 2.5	PT-WM12K4-L-PT-AM12S4/S5025	8063959	8063960	8063961
	Double-ended cordset female, angled, M12x1	4	63V _{DC}	12A	T	PUR BK	4 x 1.5	PT-WM12K4-L-PT-WM12S4/S5015	8063980	8063981	8063982
				12A	T	PUR BK	4 x 2.5	PT-WM12K4-L-PT-WM12S4/S5025	8063956	8063957	8063958
	Receptacle female, straight, M12x1	4	63V _{DC}	12A	T		4 x 1.5	PT-FVM12KU4-0,2/M16/S5015	8087084		
				12A	T		4 x 2.5	PT-FVM12KU4-0,2/M16/S5025	8086194		
	Wire contact Front wall-mounting										







* Standard cable-lengths for single-ended cordset: 2m, 5m, or 10m. For double-ended cordset: 1m, 2m, or 5m. Wire length for receptacles: 0.2m. Other cable- and wire lengths are available upon request.

		Body				Cable		Item description	L = cable length*		
		Pins	U[max]	I[max]	Cod.	Material	Ø[mm ²]		2m / 1m	5m / 2m	10m / 5m
	Receptacle female, straight, M12x1 Wire contact Back wall-mounting	4	63V _{DC}	12A	T	4 x 1.5	PT-FHM12KU4-0,2/M16/S5015	8087082			
				12A	T			4 x 2.5	PT-FHM12KU4-0,2/M16/S5025	8086190	
	Receptacle male, straight, M12x1 Wire contact Front wall-mounting	4	63V _{DC}	12A	T	4 x 1.5	PT-FVM12SU4-0,2/M16/S5015	8087085			
				12A	T			4 x 2.5	PT-FVM12SU4-0,2/M16/S5025	8086195	
	Receptacle male, straight, M12x1 Wire contact Back wall-mounting	4	63V _{DC}	12A	T	4 x 1.5	PT-FHM12SU4-0,2/M16/S5015	8087083			
				12A	T			4 x 2.5	PT-FHM12SU4-0,2/M16/S5025	8086191	
	Receptacle female, straight, M12x1 Print contact Back wall-mounting	4	63V _{DC}	12A	T		PT-FHM12KU4-P/M16	8086192			
	Receptacle male, straight, M12x1 Print contact Back wall-mounting	4	63V _{DC}	12A	T		PT-FHM12SU4-P/M16	8086193			
	Field-wireable connector female, straight, M12x1 Screw-/clamp contact	4	63V _{DC}	12A	T		PT-WAKC4K	8063398			
	Field-wireable connector male, straight, M12x1 Screw-/clamp contact	4	63V _{DC}	12A	T		PT-WASC4K	8063397			
	T-splitter	4	63V _{DC}	12A	T		PT-TM12-S4-LK4	8067897			
	h-splitter	4	63V _{DC}	12A	T		PT-3HM12-S4-LK4	8067900			
	H-splitter	4	63V _{DC}	12A	T		PT-4HM12-S4-3K4	8067903			
	Single-ended cordset female, straight, M12x1	4+PE	630V _{AC} 600V _{AC} (UL)	12A	K	PUR BK 5 x 1.5	PK-AM12K5.244-L/S5015	8075272	8075273	8075274	












* Standard cable-lengths for single-ended cordset: 2m, 5m, or 10m. For double-ended cordset: 1m, 2m, or 5m. Wire length for receptacles: 0.2m. Other cable- and wire lengths are available upon request.

		Body				Cable		L = cable length*			
		Pins	U[max]	I[max]	Cod.	Material	Ø[mm²]	Item description	2m / 1m	5m / 2m	10m / 5m
	Single-ended cordset female, angled, M12x1	4+PE	630V _{AC} 600V _{AC} (UL)	12A	K	PUR BK	5 x 1.5	PK-WM12K5.244-L/S5015	8075298	8075299	8075300
	Single-ended cordset male, straight, M12x1	4+PE	630V _{AC} 600V _{AC} (UL)	12A	K	PUR BK	5 x 1.5	PK-AM12S5.244-L/S5015	8075301	8075302	8075303
	Single-ended cordset male, angled, M12x1	4+PE	630V _{AC} 600V _{AC} (UL)	12A	K	PUR BK	5 x 1.5	PK-WM12S5.244-L/S5015	8075315	8075319	8075322
	Double-ended cordset female, straight, M12x1 male, straight, M12x1	4+PE	630V _{AC} 600V _{AC} (UL)	12A	K	PUR BK	5 x 1.5	PK-AM12K5.244-L-PK-AM12S5.244/S5015	8075847	8075848	8075849
											
	Double-ended cordset female, straight, M12x1 male, angled, M12x1	4+PE	630V _{AC} 600V _{AC} (UL)	12A	K	PUR BK	5 x 1.5	PK-AM12K5.244-L-PK-WM12S5.244/S5015	8076185	8076186	8076187
											
	Double-ended cordset female, angled, M12x1 male, straight, M12x1	4+PE	630V _{AC} 600V _{AC} (UL)	12A	K	PUR BK	5 x 1.5	PK-WM12K5.244-L-PK-AM12S5.244/S5015	8076204	8076205	8076206
											
	Double-ended cordset female, angled, M12x1 male, angled, M12x1	4+PE	630V _{AC} 600V _{AC} (UL)	12A	K	PUR BK	5 x 1.5	PK-WM12K5.244-L-PK-WM12S5.244/S5015	8076195	8076196	8076197
											
	Receptacle female, straight, M12x1 Wire contact Front wall-mounting	4+PE	630V _{AC} 600V _{AC} (UL)	12A	K		5 x 1.5	PK-FVM12KU5.244-0,2/M16/S5015	8087065		
				12A	K		5 x 2.5	PK-FVM12KU5.244-0,2/M16/S5025	8086173		
	Receptacle female, straight, M12x1 Wire contact Back wall-mounting	4+PE	630V _{AC} 600V _{AC} (UL)	12A	K		5 x 1.5	PK-FHM12KU5.244-0,2/M16/S5015	8087062		
				12A	K		5 x 2.5	PK-FHM12KU5.244-0,2/M16/S5025	8086169		










* Standard cable-lengths for single-ended cordset: 2m, 5m, or 10m. For double-ended cordset: 1m, 2m, or 5m. Wire length for receptacles: 0.2m. Other cable- and wire lengths are available upon request.

		Body				Cable		Item description	L = cable length*		
		Pins	U[max]	I[max]	Cod.	Material	Ø[mm ²]		2m / 1m	5m / 2m	10m / 5m
	Receptacle male, straight, M12x1 Wire contact Front wall-mounting	4+PE	630V _{AC} 600V _{AC} (UL)	12A	K	5 x 1.5	PK-FVM12SU5.244-0,2/M16/S5015	8087064			
				12A	K	5 x 2.5	PK-FVM12SU5.244-0,2/M16/S5025	8086174			
	Receptacle male, straight, M12x1 Wire contact Back wall-mounting	4+PE	630V _{AC} 600V _{AC} (UL)	12A	K	5 x 1.5	PK-FHM12SU5.244-0,2/M16/S5015	8087063			
				12A	K	5 x 2.5	PK-FHM12SU5.244-0,2/M16/S5025	8086170			
	Receptacle female, straight, M12x1 Print contact Back wall-mounting	4+PE	630V _{AC} 600V _{AC} (UL)	12A	K		PK-FHM12KU5-P/M16	8086171			
	Receptacle male, straight, M12x1 Print contact Back wall-mounting	4+PE	630V _{AC} 600V _{AC} (UL)	12A	K		PK-FHM12SU5-P/M16	8086172			
	Field-wireable connector female, straight, M12x1 Screw-/clamp contact	5	630V _{AC}	12A	K		PK-WAKC5K	8086298			
	Field-wireable connector male, straight, M12x1 Screw-/clamp contact	5	630V _{AC}	12A	K		PK-WASC5K	8086297			
	T-splitter	4+PE	500V _{AC}	12A	K		PK-TM12-S5-LK5	8075810			
	h-splitter	4+PE	500V _{AC}	12A	K		PK-3HM12-S5-LK5	8075817			
	H-splitter	4+PE	500V _{AC}	12A	K		PK-4HM12-S5-3K5	8075818			
	Single-ended cordset female, straight, M12x1	4	63V _{DC}	16A	L	PUR BK 4 x 1.5	PL-AM12K4-L/S5015	8076483	8076484	8076523	
				16A	L	PUR BK 4 x 2.5	PL-AM12K4-L/S5025	8076486	8076487	8076524	
		4+FE	63V _{DC}	16A	L	PUR GY 5 x 1.5	PL-AM12K5.269-L/S5015GY	8075323	8075324	8075325	
				16A	L	PUR GY 5 x 2.5	PL-AM12K5.269-L/S5025GY	8075257	8075258	8075260	



* Standard cable-lengths for single-ended cordset: 2m, 5m, or 10m. For double-ended cordset: 1m, 2m, or 5m. Wire length for receptacles: 0.2m. Other cable- and wire lengths are available upon request.





		Body				Cable			L = cable length*		
		Pins	U[max]	I[max]	Cod.	Material	Ø[mm²]	Item description	2m / 1m	5m / 2m	10m / 5m
	Single-ended cordset female, angled, M12x1	4	63V _{DC}	16A	L	PUR BK	4 x 1.5	PL-WM12K4-L/S5015	8076489	8076490	8076525
				16A	L	PUR BK	4 x 2.5	PL-WM12K4-L/S5025	8076492	8076493	8076526
		4+FE	63V _{DC}	16A	L	PUR GY	5 x 1.5	PL-WM12K5.269-L/S5015GY	8075326	8075327	8075328
				16A	L	PUR GY	5 x 2.5	PL-WM12K5.269-L/S5025GY	8075261	8075262	8075263
	Single-ended cordset male, straight, M12x1	4	63V _{DC}	16A	L	PUR BK	4 x 1.5	PL-AM12S4-L/S5015	8076495	8076496	8076527
				16A	L	PUR BK	4 x 2.5	PL-AM12S4-L/S5025	8076498	8076499	8076528
		4+FE	63V _{DC}	16A	L	PUR GY	5 x 1.5	PL-AM12S5.269-L/S5015GY	8075329	8075330	8075331
				16A	L	PUR GY	5 x 2.5	PL-AM12S5.269-L/S5025GY	8075264	8075265	8075266
	Single-ended cordset male, angled, M12x1	4	63V _{DC}	16A	L	PUR BK	4 x 1.5	PL-WM12S4-L/S5015	8076501	8076502	8076529
				16A	L	PUR BK	4 x 2.5	PL-WM12S4-L/S5025	8076504	8076505	8076530
		4+FE	63V _{DC}	16A	L	PUR GY	5 x 1.5	PL-WM12S5.269-L/S5015GY	8075333	8075334	8075335
				16A	L	PUR GY	5 x 2.5	PL-WM12S5.269-L/S5025GY	8075267	8075268	8075269
 	Double-ended cordset female, straight, M12x1 male, straight, M12x1	4	63V _{DC}	16A	L	PUR BK	4 x 1.5	PL-AM12K4-L-PL-AM12S4/S5015	8076457	8076458	8076459
				16A	L	PUR BK	4 x 2.5	PL-AM12K4-L-PL-AM12S4/S5025	8076460	8076461	8076462
		4+FE	63V _{DC}	16A	L	PUR GY	5 x 1.5	PL-AM12K5.269-L-PL-AM12S5.269/S5015GY	8076179	8076180	8076181
				16A	L	PUR GY	5 x 2.5	PL-AM12K5.269-L-PL-AM12S5.269/S5025GY	8076183	8076182	8076184
 	Double-ended cordset female, straight, M12x1 male, angled, M12x1	4	63V _{DC}	16A	L	PUR BK	4 x 1.5	PL-AM12K4-L-PL-WM12S4/S5015	8076463	8076464	8076465
				16A	L	PUR BK	4 x 2.5	PL-AM12K4-L-PL-WM12S4/S5025	8076466	8076467	8076468
		4+FE	63V _{DC}	16A	L	PUR GY	5 x 1.5	PL-AM12K5.269-L-PL-WM12S5.269/S5015GY	8076188	8076189	8076190
				16A	L	PUR GY	5 x 2.5	PL-AM12K5.269-L-PL-WM12S5.269/S5025GY	8076192	8076193	8076194
 	Double-ended cordset female, angled, M12x1 male, straight, M12x1	4	63V _{DC}	16A	L	PUR BK	4 x 1.5	PL-WM12K4-L-PL-AM12S4/S5015	8076478	8076476	8076477
				16A	L	PUR BK	4 x 2.5	PL-WM12K4-L-PL-AM12S4/S5025	8076479	8076480	8076481
		4+FE	63V _{DC}	16A	L	PUR GY	5 x 1.5	PL-WM12K5.269-L-PL-AM12S5.269/S5015GY	8076207	8076208	8076209
				16A	L	PUR GY	5 x 2.5	PL-WM12K5.269-L-PL-AM12S5.269/S5025GY	8076210	8076211	8076212
 	Double-ended cordset female, angled, M12x1 male, angled, M12x1	4	63V _{DC}	16A	L	PUR BK	4 x 1.5	PL-WM12K4-L-PL-WM12S4/S5015	8076469	8076470	8076471
				16A	L	PUR BK	4 x 2.5	PL-WM12K4-L-PL-WM12S4/S5025	8076472	8076473	8076475
		4+FE	63V _{DC}	16A	L	PUR GY	5 x 1.5	PL-WM12K5.269-L-PL-WM12S5.269/S5015GY	8076198	8076199	8076200
				16A	L	PUR GY	5 x 2.5	PL-WM12K5.269-L-PL-WM12S5.269/S5025GY	8076201	8076202	8076203

* Standard cable-lengths for single-ended cordset: 2m, 5m, or 10m. For double-ended cordset: 1m, 2m, or 5m. Wire length for receptacles: 0.2m. Other cable- and wire lengths are available upon request.

		Body				Cable		Item description	L = cable length*		
		Pins	U[_{max}]	I[_{max}]	Cod.	Material	Ø[mm ²]		2m / 1m	5m / 2m	10m / 5m
	Receptacle female, straight, M12x1 Wire contact Front wall-mounting	4	63V _{DC}	12A	L	4 x 1.5	PL-FVM12KU4-0,2/M16/S5015	8087068			
				12A	L	4 x 2.5	PL-FVM12KU4-0,2/M16/S5025	8086638			
	4+FE	63V _{DC}	16A	L	5 x 1.5	PL-FVM12KU5.269-0,2/M16/S5015	8087073				
			16A	L	5 x 2.5	PL-FVM12KU5.269-0,2/M16/S5025	8086180				
	Receptacle female, straight, M12x1 Wire contact Back wall-mounting	4	63V _{DC}	12A	L	4 x 1.5	PL-FHM12KU4-0,2/M16/S5015	8087066			
				12A	L	4 x 2.5	PL-FHM12KU4-0,2/M16/S5025	8086175			
	4+FE	63V _{DC}	16A	L	5 x 1.5	PL-FHM12KU5.269-0,2/M16/S5015	8087070				
			16A	L	5 x 2.5	PL-FHM12KU5.269-0,2/M16/S5025	8086177				
	Receptacle male, straight, M12x1 Wire contact Front wall-mounting	4	63V _{DC}	12A	L	4 x 1.5	PL-FVM12SU4-0,2/M16/S5015	8087069			
				12A	L	4 x 2.5	PL-FVM12SU4-0,2/M16/S5025	8086639			
	4+FE	63V _{DC}	16A	L	5 x 1.5	PL-FVM12SU5.269-0,2/M16/S5015	8087072				
			16A	L	5 x 2.5	PL-FVM12SU5.269-0,2/M16/S5025	8086181				
	Receptacle male, straight, M12x1 Wire contact Back wall-mounting	4	63V _{DC}	12A	L	4 x 1.5	PL-FHM12SU4-0,2/M16/S5015	8087067			
				12A	L	4 x 2.5	PL-FHM12SU4-0,2/M16/S5025	8086176			
	4+FE	63V _{DC}	16A	L	5 x 1.5	PL-FHM12SU5.269-0,2/M16/S5015	8087071				
			16A	L	5 x 2.5	PL-FHM12SU5.269-0,2/M16/S5025	8086178				
	Receptacle female, straight, M12x1 Print contact Back wall-mounting	4	63V _{DC}	12A	L		PL-FHM12KU4-P/M16	8086636			
		4+FE	63V _{DC}	12A	L		PL-FHM12KU5-P/M16	8086640			
	Receptacle male, straight, M12x1 Print contact Back wall-mounting	4	63V _{DC}	12A	L		PL-FHM12SU4-P/M16	8086637			
		4+FE	63V _{DC}	12A	L		PL-FHM12SU5-P/M16	8086179			
	Field-wireable connector female, straight, M12x1 Screw-/clamp contact	5	63V _{DC}	16A	L		PL-WAKC5K	8086300			
	Field-wireable connector male, straight, M12x1 Screw-/clamp contact	5	63V _{DC}	16A	L		PL-WASC5K	8086299			
	T-splitter	5	63V _{DC}	16A	L		PL-TM12-S5-LK5	8075819			

* Standard cable-lengths for single-ended cordset: 2m, 5m, or 10m. For double-ended cordset: 1m, 2m, or 5m. Wire length for receptacles: 0.2m. Other cable- and wire lengths are available upon request.

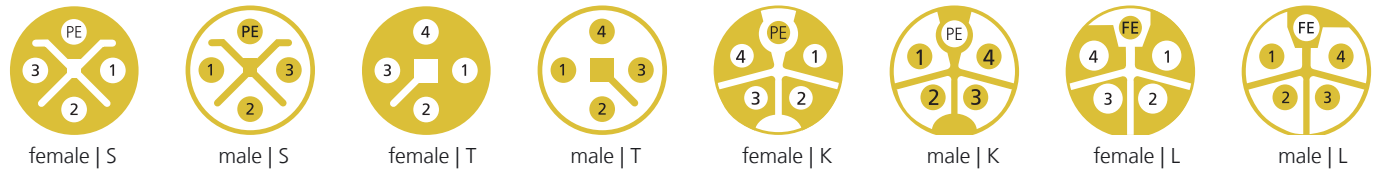
		Body				Cable		L = cable length*			
		Pins	U[max]	I[max]	Cod.	Material	Ø[mm²]	Item description	2m / 1m	5m / 2m	10m / 5m
	h-splitter	5	63V _{DC}	16A	L			PL-3HM12-S5-LK5	8075820		
	H-splitter	5	63V _{DC}	16A	L			PL-4HM12-S5-3K5	8075821		

		Wire	Wire color	Conductor structure	ø [mm]	Item description	L=100m
	PUR, Control line, POWER, S5015, 1.5 mm ²	2+PE	BN, BU, GN/YE	extra finely stranded class 6	8.50	LiF9YH-11YH 3G1,5	8064082
		4	BN, WH, BU, BK	extra finely stranded class 6	9.60	LiF9YH-11YH 4x1,5	8064083
		3+PE	GY, BK, BN, GN/YE	extra finely stranded class 6	9.60	LiF9YH-11YH 4G1,5	8070663
		4+PE	BU, GY, BN, BK, GN/YE	extra finely stranded class 6	9.90	PUR/PP A 5G1,5 BK	8083056
	PUR, Control line, POWER, S5015GY, 1.5 mm ²	4+FE	BN, WH, BU, BK, GY	extra finely stranded class 6	9.90	LiF9YH-11YH 5G1,5	8094391
	PUR, Control line, POWER, S5025, 2.5 mm ²	4	BN, WH, BU, BK	extra finely stranded class 6	11.00	LiF9YH-11YH 4x2,5	8064084
		4+PE	BU, GY, BN, BK, GN/YE	extra finely stranded class 6	11.70	PUR/PP A 5G2,5 BK	8083057
	PUR, Control line, POWER, S5025GY, 2.5 mm ²	4+FE	BN, WH, BU, BK, GY	extra finely stranded class 6	11.70	LiF9YH-11YH 5G1,5	8094392



S5015®	S5015GY®	S5025®	S5025GY®		
PUR, halogen-free	PUR, halogen-free	PUR, halogen-free	PUR, halogen-free	Jacket	Materials
PP, halogen-free	PP, halogen-free	PP, halogen-free	PP, halogen-free	Insulation	
RAL9005	RAL 7040	RAL9005	RAL 7040	Color outer-jacket (similar)	
★★★★	★★★★	★★★★	★★★★	Machinery-, equipment manufacturing	Applications
★★★★	★★★★	★★★★	★★★★	Automotive industry	
★	★	★	★	Robotics	
★	★	★	★	Food and beverage industry	
★	★	★	★	Packaging and filling systems	
★★	★★	★★	★★	Building installations	
★★★★	★★★★	★★★★	★★★★	Wind power plants	
★★★★	★★★★	★★★★	★★★★	Flame retardant	Resistance
★★★★	★★★★	★★★★	★★★★	Oil resistance	
★★★★	★★★★	★★★★	★★★★	Welding sparks resistant	
★★★★	★★★★	★★★★	★★★★	Drag chain-adapted	
★	★	★	★	Torsion resistant	
★★	★★	★★	★★	Acids- and alkali resistance	
★★	★★	★★	★★	Seawater-resistant	
★★★★	★★★★	★★★★	★★★★	Ozone- and UV-resistance	
★★	★★	★★	★★	Hydrolysis strength	
★★	★★	★★	★★	Microbes strength	
VDE U ₀ /U: 600V/1.000V	VDE U ₀ /U: 600V/1.000V	VDE U ₀ /U: 600V/1.000V	VDE U ₀ /U: 600V/1.000V	Rated voltage	Features
7.5x∅	7.5x∅	10x∅	10x∅	Bending strength (repeated)	
4x∅	4x∅	4x∅	4x∅	Bending strength (single)	
-40°C...+90°C	-40°C...+90°C	-40°C...+90°C	-40°C...+90°C	Temperature range (repeated)	
-50°C...+90°C	-50°C...+90°C	-50°C...+90°C	-50°C...+90°C	Temperature range (single)	
no	no	no	no	Shielding	
✓	✓	✓	✓	ROHS	Certifications
✓	✓	✓	✓	UL and/or CSA	
✓	✓	✓	✓	GOST	
				ECOLAB	
POWER	POWER	POWER	POWER	ESCHA Product line	

Pinout M12x1 POWER
PS | PT | PK | PL



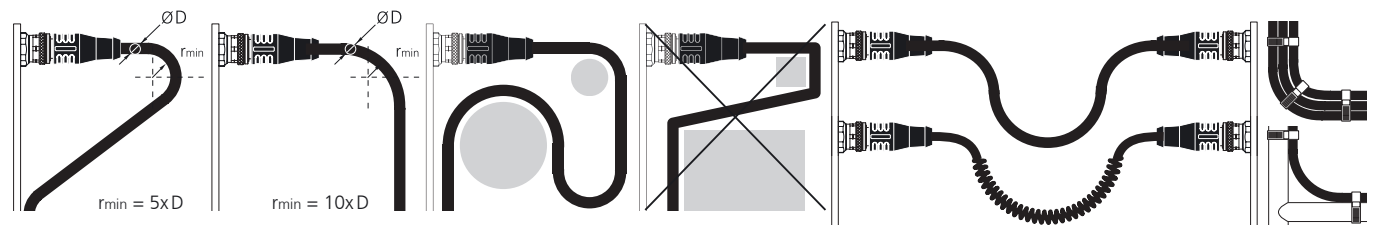
Pins	Coding	Allocation code	1	2	3	4	5					
2+PE	S	3.002	BN		BU	GNYE						
3+PE	S	4.155	BN	BK	GY	GNYE						
4	T	4	BN	WH	BU	BK						
4+PE	K	5.244	BK	BN	GY	BU	GNYE					
4	L	4	BN	WH	BU	BK						
4+FE	L	5.269	BN	WH	BU	BK	GY					

Wiring instructions

The correct installation of the round connector and a professional wiring are the precondition for properties of a relevantly tight and reliable electrical connection guaranteed by the manufacturer. In order to avoid damage to a round connector and cable, the minimum bending radius of the cable (r_{min}) is to be observed during the wiring.

Data lines are high-performance products. Avoid any mechanical influences like squeezing, edgy snapping and tractive forces during mounting and operating to ensure a permanent and safe data transmission. Be careful while mounting at sub-zero temperatures, as plastics boast different features at low temperatures and the end product might be damaged. When using cable ties for cable bundling or permanent wiring, the ties must not cut into or deform the cable to avoid short circuits, cable interruptions or a reduction of the dielectric strength.

In case of double-ended cordsets, sufficient cable length between the connections should be observed in order to absorb the generated energy during movement. The use of cable loops, spiral lines or cable chains guarantees a high life cycle of the round connector system.



CERTIFICATIONS

UL (Underwriter Laboratories Inc.)

The certification of products, components or materials by the Underwriter Laboratories Inc. is the verified proof that it meets the specific safety requirements. UL-approvals are, above all, required for the American and Canadian market.

For relevant ESCHA products, component approvals (UL Recognized Component) apply, qualifying them as UL-approved components for installation into UL-approved systems. This component approval also holds for relevantly used cable qualities. Single cable qualities (see Standard Cable qualities table) carry the UL-Listing-certification mark (device approval), which guarantees compliance with the valid UL-safety standards.

Guideline 2011/65/EU (RoHS - Restriction of [the use of certain] Hazardous Substances)

The EU-Guideline restricting the use of certain hazardous substances in electrical- and electronic devices does not allow hazardous substances in devices and components above defined limits. Lead, cadmium, mercury, hexavalent chromium, polybrominated biphenyls (PBB), and polybrominated diphenyl (PBDE) are among the hazardous substances. For ESCHA products, this means lead-free soldering and no use of flame retardants in plastics and cables.

Guideline SJ/T 11364-2014 (China RoHS Standard)

For ESCHA items, compliance with the guidelines is established with EUP-Label (Environmentally friendly Use Period). Permissible residues of hazardous substances in the product according to RoHS guidelines are chemically ligated in such a way that they do not escape in a period of 50 years (number in EUP-Label) under normal environmental conditions.

GOST-R (ГОСТ - Государственный Стандарт)

Importing goods into the Russian Federation requires the certification by the Federal Agency for Technical Regulation and Metrology which verifies product compliance with the Russian requirements, standards and quality standards.

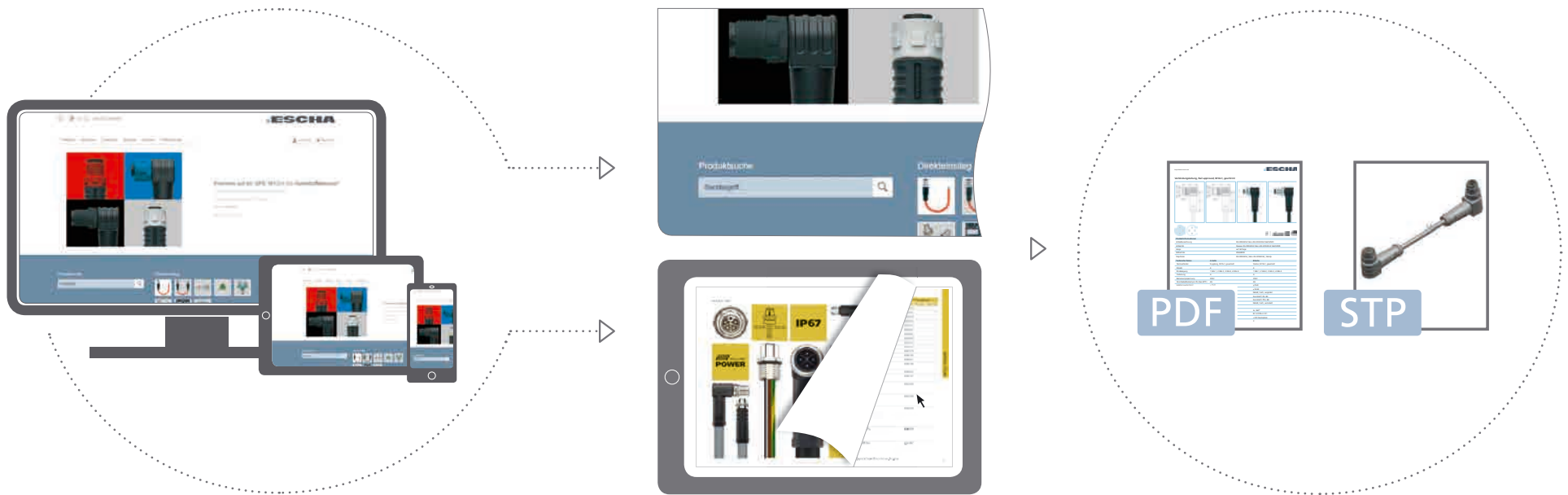
CE-Designation

The CE-Designation indicates the conformity of a product with harmonized EU standard and therein defined requirements.

Directive 2012/19/EU on Waste Electrical and Electronic Equipment

The WEEE-Directive 2012/19/EU (Waste Electrical and Electronic Equipment) serves to avoid wastes of Electrical- and Electronic devices and the reduction of such wastes through recycling and other forms of further processing. It specifies minimum standards for handling Waste Electrical and Electronic Equipment in the EU. ESCHA is a registered manufacturer (EAR-Registration No. DE58790594).





Let's move on to escha.net

On the internet you will find detailed information about ESCHA sales-offices and -partners outside Germany as well as our products. Visit escha.net and use the comfortable product-search or download our eCatalog. By clicking on the item number, you will be directly redirected to the detail information of your desired item. Afterwards, our data-sheets and step-files can be downloaded for free.