



MIS231S1L5H466

Int.Step 12-60VDC, IO-Link 4con, AbsC-L

ServoStep MIS is a series of integrated stepper motors with servo control (closed-loop) and up to 3000 RPM.

It consists of NEMA 17..23..34..43 size motors with holding torques from 0.18 Nm up to 25 Nm.

All motors are programmable and have 8 I/O points (each can be DI or DO or AI).

Options include:

- incremental (semi-absolute) encoder*). absolute multiturn encoder
- brake module*)
- radial or axial*) connectors
- CANopen
- Ethernet interface w/built-in switch for easy daisy-chaining and all protocols (Profinet. EtherNet/IP. EtherCAT. Sercos. ModbusTCP/UDP. Powerlink).
- Wireless versions are also possible: WLAN or BlueTooth.
- Special shaft versions include double shaft and hollow shaft. contact JVL to learn which combinations are possible.
- Higher IP versions are also available. *) Depending of other options



General information

Description	Int.Step 12-60VDC, IO-Link 4con, AbsC-L, CN1: PWR(5pM) CN2: RS485(8pF) CN3: IO-Link(5pM) CN4: 8xIOA/RS422+485(17pF), High Resolution: 409.600 step/rev. ±0.01 RPM, Programmable (incl. current, position & velocity), C-L + Abs Multiturn Enc. 4096 CPR ± 5242 Revs, Ø6.35x20 mm Round, Shaft: IP42, Motor: IP42, 56.4x103 mm Holding Torque: 0.97 Nm Radial Connector 12-72 VDC Mechanical Power: 177 W, Isolated from earth		
Manufacture	JVL	Motor type	Integrated Stepper - Rotating
Motor resolution	409600	Encoder type	H4: H2 incr+absSingleturn and H3 serial/absMultiturn
Speed [Rpm]	3000.00	Power Peak [W]	177.00
Flange size	NEMA 23 - 57x57mm	Shaft size - Front [mm]	6.35 mm
Running torque [Nm]	0.97	Rated Winding current [A]	6.0
Holding torque [Nm]	0.97	Connectivity: Without module	RS485
Integrated PLC	Yes	PLC no. of DI/DO/AI	8
Closed loop	Yes	STO connector	No
Integrated gear	No	Gear ratio	
Brake	No	Protection House/Shaft	
Shaft Double	No	Paint type	



MIS231S1L5H466

Int.Step 12-60VDC, IO-Link 4con, AbsC-L

General information

Main supply [V]	12-60	Voltage type - Main	DC
Control voltage (CVI/O+) [VDC]	7-28		
Weight net [kg]	0.99	MTBF 100% [Year]	13
Weight gross [kg]	1.15	MTBF 30% [Year]	15
Software	MacTalk		
CE Marked	Yes		



Approval - ROHS-3	Yes		
--------------------------	-----	--	--



Approval UL	Pending. Ask JVL for lead time		
--------------------	--------------------------------	--	--

Tariff no	85015100	Country Of Origin	DK
------------------	----------	--------------------------	----

Motion Information:

Velocity Precision [+/-ppm]		Velocity Resolution [Rpm]	
Acceleration / Deceleration Range [Rpm/s]		Acceleration / Deceleration Range [Rpm/s]	
Electronic Gearing Ratio [Range / Resolution]			



MIS231S1L5H466

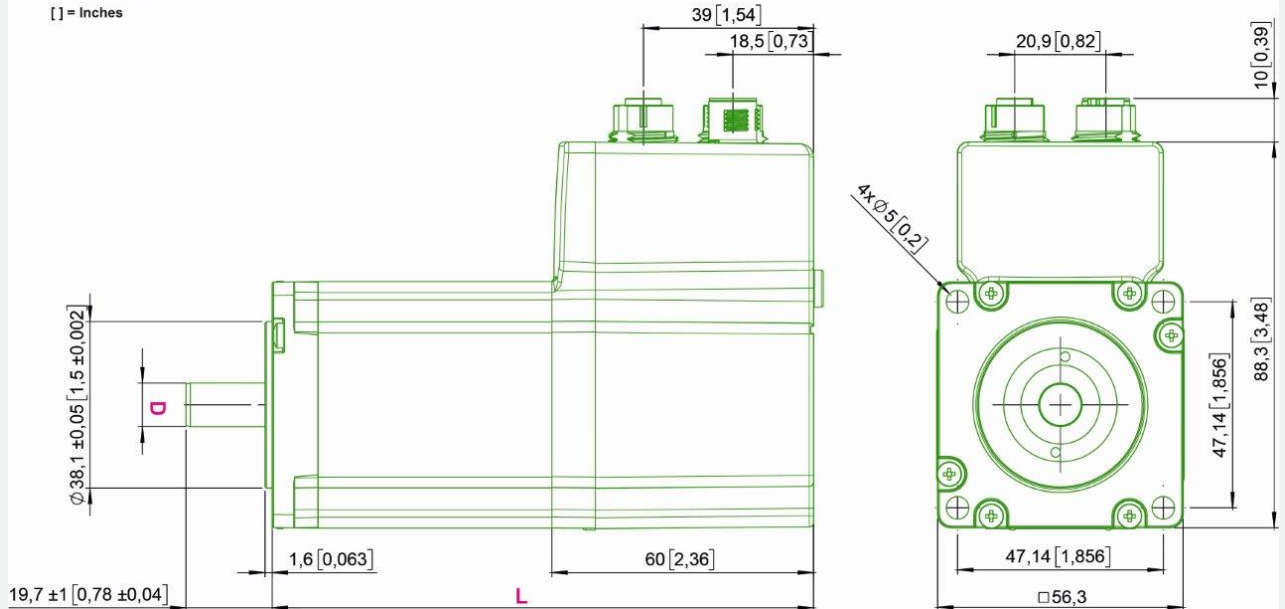
Int.Step 12-60VDC, IO-Link 4con, AbsC-L

Mechanical information

Motor Type	Length (L) ±1.0 [0.0787]	Shaft dia. (D) +0 / -0.013mm[0.000512]
MIS231S...	103 [4.06]	6.35 [0.25]
MIS232S...	124 [4.88]	6.35 [0.25]
MIS234S...	161 [6.34]	10.0 [0.3937]
MIS231T...	103 [4.06]	6.35 [0.25]
MIS232T...	124 [4.88]	10.0 [0.3937]

[] = Inches

This drawing covers only motor type MIS23xS and MIS23xT with radial connectors



Motor length [mm]	103	Motor width [mm]	56.4
Motor height [mm]	88.1	Protection house	IP42
Protection house	IP42	Protection shaft	IP42
Flange Type Front		Flange Type Rear	No
Motor diameter center front [mm]	38.1	Motor diameter center rear [mm]	
Bolt circle diameter front [mm]	66.6	Bolt circle diameter front [mm]	
Mounting holes front [mm]	5 mm	Mounting holes rear [mm]	
Flange Thickness [mm]		Flange material	Aluminium
Shaft Type Output	Round	Shaft Double	No
Shaft size - Front [mm]	6.35 mm	Shaft Type Rear	
Shaft length Front [mm]	20.0	Shaft size - Rear	-
Shaft material	Stainless steel AISI303	Shaft length Rear [mm]	
Shaft Key Dimension	-	Shaft Key included	Key NOT included
Integrated gear	No	Gear ratio	
Gear efficiency [%]	-	Gear backlash [ArcMin]	-



MIS231S1L5H466

Int.Step 12-60VDC, IO-Link 4con, AbsC-L

Mechanical information

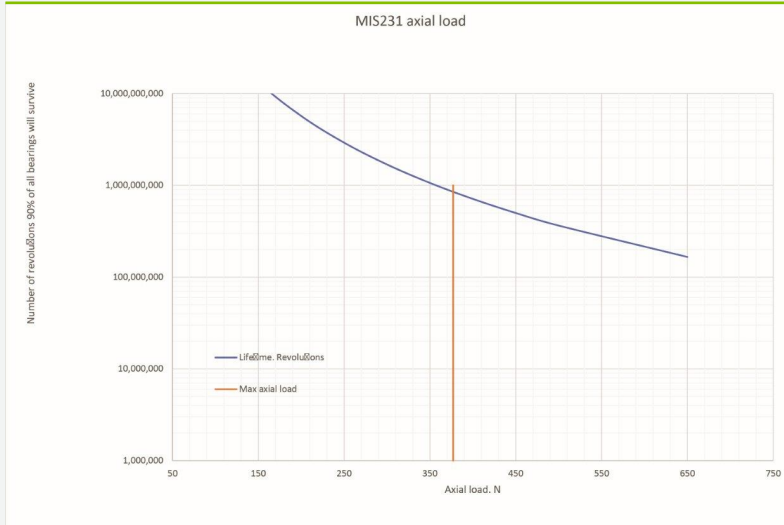
Brake	No	Brake - Go ON time [ms]	-
Brake Holding torque [Nm]	-	Brake - Go OFF time [ms]	-
Rotor inertia [kgcm²]	0.3	Max inertia factor	40
Precision Motor - Absolute [Deg -/+]	0.35	Precision Motor - Max Load [Deg -/+]	
Precision Motor - Repeatability [Deg -/+]	0.15	Step angle [°/full step]	1.8°
CAD 2D [PDF]	Download	CAD 3D [STEP]	Download
CAD 2D [DWG]	No	CAD 3D [DWG]	No
CAD 3D [EASM]	Download	CAD 3D [IGES]	No
Datasheet - pdf		CAD file page	Link
User Manual	Download	WEB page	Link
Approval UL	Pending. Ask JVL for lead time	STO connector	No
Approval - ATEX	No	Approval TÜV - STO	No
Oil resistant			
Temperature ambient [°C]	0...40 °C and 0...70 °C with derating of performance	Temperature storage	-40...70 °C
Humidity working	5...93% non-condensing	Vibration	5-25 Hz: +/-1.6mm, 25-500Hz: 4G, 1.0 oct./min
Shock	15G, 30ms. 6 x 1000 cycles in +/-X, +/-Y, +/-Z	Withstand Voltage	500 VDC between earth and supply ground
EMC in general	EMC Directive DIR2014/30/EU	EMC Emission	EN61800-3 / EN61000-6-3 / EN61000-6-4 all 2. enviroment
EMC Immunity	En IEC 61800-3 / EN61000-6-1 all 2. enviroment	Safety in general	LVD DIR2014/35/EU / EL61800 - USA and Canada only MIS34x products are pending
Safety wo STO	EN60950-1	Safety w STO	EN60950-1 / EN61508-1/-2 SIL3 / ISO13849-1/-2 / ISO62061 / EN61800-5-1/-2
Inviromental	IEC 60068-2-27, Test Ea. Shock test	Inviromental 2	IEC 60068-2-6, Test Fc. Vibration test
Inviromental 3	IEC 60068-2-2, Test Bd. covers temperaturerise/dry heat	Inviromental 4	IEC 60068-2-78, Perm. moisture/Damp heat, steady state
REACH SVHC document	REACH-SVHC Statement	Low voltage Directive	LVD conformity with EU standard: EN IEC 62368-1:2020/A11:2020
No Dual Use			
Duty Cycle		Max Duty Cycle [%]	
Front bearing type	6000ZZ	Rear bearing type	6000ZZ
Axial Load Max: Typical Term	Axial load Max Typical is a run of 10.800.000 revolutions at indicated load	Axial Load Max: Long Term	Axial load Max Long is a run of 1.440.000.000 revolutions at indicated load
Axial Load Max: Typical [N] (Bearing)	377	Axial Load Max: Long [N] (Bearing)	314



MIS231S1L5H466

Int.Step 12-60VDC, IO-Link 4con, AbsC-L

Mechanical information



Radial Load Max Typical Term:	Radial load Max Typical is a run of 10.800.000 revolutions at indicated load	Radial Load Max Long Term:	Radial load Max Long is a run of 1.440.000.000 revolutions at indicated load
Radial Load Max: Typical [N] (Bearing)	346	Radial Load Max: Long [N] (Bearing)	282



Radial load distance [mm]	10	Axial play [mm]	
Axial play force [N]		Shaft Seal	



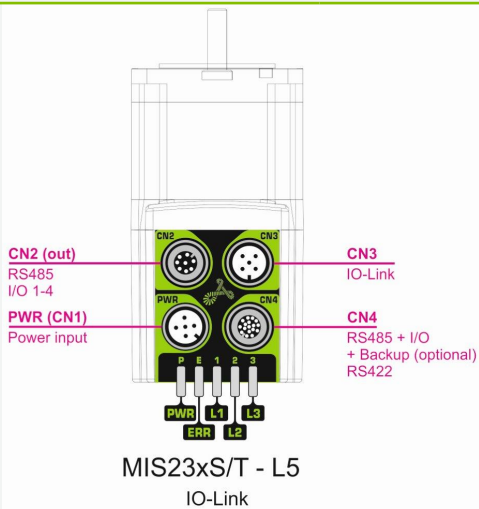
MIS231S1L5H466

Int.Step 12-60VDC, IO-Link 4con, AbsC-L

Connector information

Connector 1 label	PWR	Connector 1	M12 5-pin male A-coded
Connector 2 label	CN2	Connector 2	M12 8-pin female A-coded
Connector 3 label	CN3	Connector 3	M12 5-pin male A-coded
Connector 4 label	CN4	Connector 4	M12 17-pin female A-coded
Connector 1 RS485	No	Connector 2 RS485	Yes
Connector 3 RS485	No	Connector 4 RS485	Yes

Motor connectors



Picture CN1

“PWR” (CN1) - Power input. M12 - 5pin male connector

Signal name	Description	Pin no.	JVL Cable W11000-M12F5TxxN	Isolation group
P+	Main supply +7-72VDC. Connect with pin 2 *	1	Brown	1
P+	Main supply +7-72VDC. Connect with pin 1 *	2	White	1
P-	Main supply ground. Connect with pin 5 *	3	Blue	1
CVI	Control and user output supply +7-30VDC. DO NOT connect >30V to this terminal!	4	Black	1
P-	Main supply ground. Connect with pin 3 *	5	Grey	1

* Note: P+ and P- are each available at 2 terminals. Make sure that both terminals are connected in order to split the supply current in 2 terminals and thereby avoid an overload of the connector.

Picture CN2

"CN2" - RS484 + I/O connector - M12 - 8pin female connector.				
Signal name	Description	Pin no.	JVL Cable W11000-M12M8TxxN	Isolation group
IO1	I/O channel 1. Can be used as input or output	1	White	1
IO2	I/O channel 2. Can be used as input or output	2	Brown	1
IO3	I/O channel 3. Can be used as input or output	3	Green	1
GND	Ground intended to be used together with the	4	Yellow	1
RS485: B0-	RS485 interface. Leave open if unused	5	Grey	1
RS485: A0+	RS485 interface. Leave open if unused	6	Pink	1
IO4	I/O channel 4. Can be used as input or output	7	Blue	1
CVO	Supply output. Connected internally to the CVI terminal in the PWR connector. Max 700 mA. DO NOT connect >30 V to this terminal! USB interface. Supply input 5 VDC nominal	8	Red	1



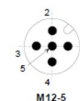
MIS231S1L5H466

Int.Step 12-60VDC, IO-Link 4con, AbsC-L

Connector information

Picture CN3

"CN3" - IO-Link input. M12 - 5pin male connector				
Pin	Signal	Designation		
1	L+	Power supply (+)		
2	I/Q	NC/DI/(OSSDe)/DO/AI/AO	Option 1: NC (not connected) Option 2: DI (Master's view) Option 3: DO (Master's view) Option 4: Analog signal (I/U) Option 5: OSSDe	
3	L-	Power supply (-)		
4	C/Q	SIO(OSSDe)/SDCI	Standard I/O mode (DI/DO) or SDCI	
5	NC	NC	Shall not be connected on the Device side	



Picture CN4

"CN4" - RS485 + I/O + Backup (option) connector - M12 - 17pin female connector				
Signal name	Description	Pin no.	JVL Cable WI1009M12 M17TxxN	Isolation group (see note)
IO1	I/O channel 1. Can be used as input or output	1	Brown	1
GND	Ground intended to be used together with the other signals in this connector	2	Blue	1
IO2	I/O channel 2. Can be used as input or output	3	White	1
IO3	I/O channel 3. Can be used as input or output	4	Green	1
RS422: B1-	RS422 I/O terminal B-	5	Pink	1
IO4	I/O channel 4. Can be used as input or output	6	Yellow	1
RS422: A1-	RS422 I/O terminal A-	7	Black	1
RS422: B1+	RS422 I/O terminal B+	8	Grey	1
CVO	Supply output. Connected internally to the CVI terminal in the PWR connector. DO NOT connect >30V to this terminal!	9	Red	1
RS422: A1+	RS422 I/O terminal A+	10	Violet	1
IO5	I/O channel 5. Can be used as input or output	11	Grey/pink	1
IO6	I/O channel 6. Can be used as input or output	12	Red/blue	1
IO7	I/O channel 7. Can be used as input or output	13	White/Green	1
IO8	I/O channel 8. Can be used as input or output	14	Brown/Green	1
RS485: B0-	RS485 interface. Leave open if unused	15	White/Yellow	1
EXTBACKUP	Only for motors with the -H3 or -H4 option (abs. multiturn encoder). This terminal can be connected to an external supply. Connect to ground (GND) if not used.	16	Yellow/brown	1
RS485: A0+	RS485 interface. Leave open if unused	17	White/grey	1

* Note: Isolation group indicate which terminals/circuits that a galvanic connected to each other. In other words group 1, 2, 3 and 4 are all fully independently isolated from each other. Group 1 correspond to the housing of the motor which may also be connected to earth via the DC or AC input supply.

Connector STO No

Picture STO Con -



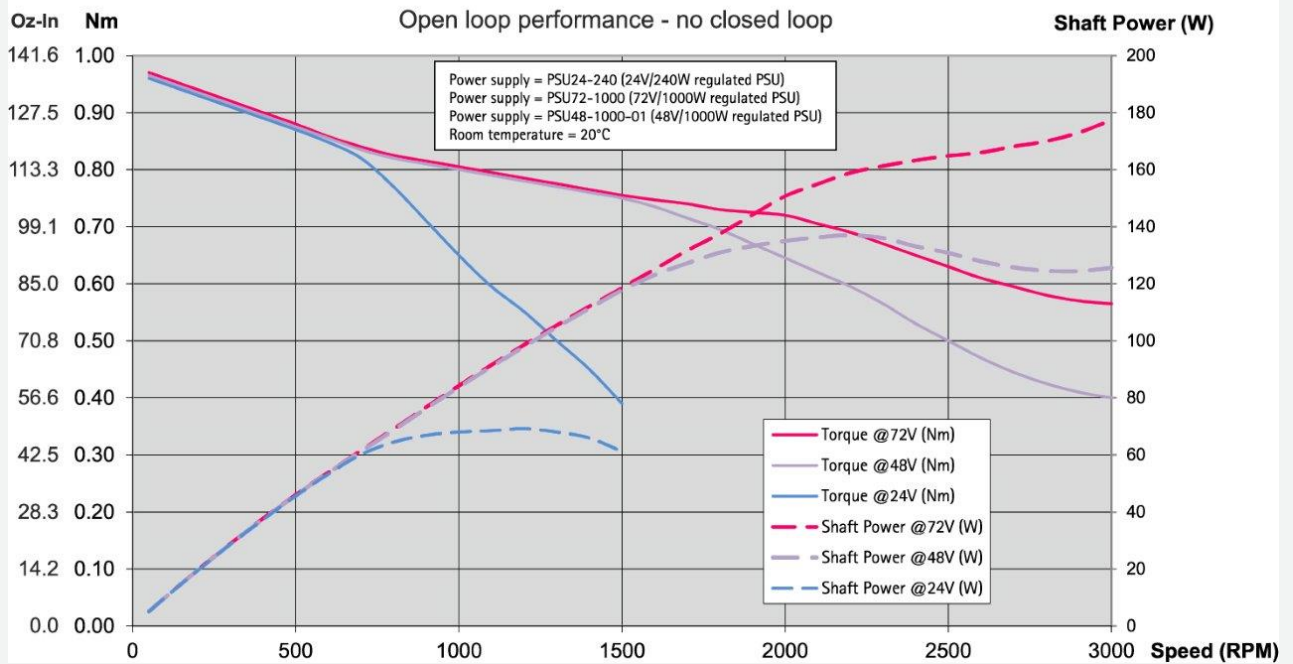
MIS231S1L5H466

Int.Step 12-60VDC, IO-Link 4con, AbsC-L

Torque, force and Power information

Supply Volt 1 [V]		Power Peak 1 [W]	
Supply Volt 2 [V]	24	Power Peak 2 [W]	69.00
Supply Volt 3 [V]	48	Power Peak 3 [W]	137.00
Supply Volt 4 [V]	60	Power Peak 4 [W]	177.00
Holding torque [Nm]	0.97	Running torque [Nm]	0.97
Detent torque [Nm]			

MIS231S motor torque and shaft power versus speed





MIS231S1L5H466

Int.Step 12-60VDC, IO-Link 4con, AbsC-L

Electrical information

Main supply [V]	12-60	Main supply Min-Max [V]	7-90
Rated motor current [A]	5.2	Control voltage (CVI/O+) [VDC]	7-28
Control Voltage (CVI) Min-Max [VDC]	7-30	CVI current wo Ethernet and output (12/24VDC) [mA]	
Current Ethernet option (12/24VDC) [mA]		Current brake option [mA]	-
Current for 1 Dig. output - max [mA]		Max current CVI [A]	
Dig. Input impedans	30 Kohm	Counter frequency max	12MHz
MTBF 30% [Year]	15	MTBF 100% [Year]	13
Motor resolution	409600	Encoder type	H4: H2 incr+absSingleturn and H3 serial/absMultiturn
Encoder Resolution (H2)	H2 - 4096 Singleturn AbsEnc - Semi multiturn	Encoder Resolution (H3)	H3 - 1024 Multiturn AbsEnc
Encoder revolutions	+/-5242	PLC no. of DI/DO/AI	8
Analogue voltage	0-5VDC 12bit		
Standard used	Standard used 2		
Resistance [Ohm]		Induction [mH]	



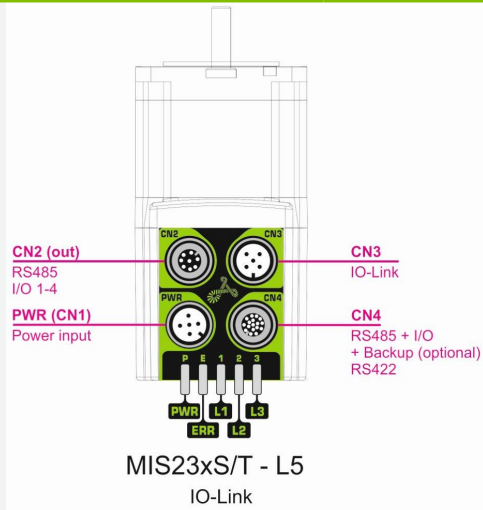
MIS231S1L5H466

Int.Step 12-60VDC, IO-Link 4con, AbsC-L

Communication information

Software	MacTalk	Connector 2 RS485	Yes
Connectivity: Without module	RS485	Connector 3 RS485	No
		Connector 4 RS485	Yes

Motor connectors



e-PLC Files

Ethernet, PLC demo files



MIS231S1L5H466

Int.Step 12-60VDC, IO-Link 4con, AbsC-L

Cable information

Item number	Mount on	Cable con 1 +Con 1 angle	Cable application	Wires no totally	Cable length [m]
Item description		Cable con 2 +Con 2 angle	Cable flexibility	Wire [mm2]	Connector 1 LED
WI1000-M12F5T02N M12 Shl Cable 2m 5 pin Fem 0°, Power	Connector 1	M12 5-pin female A-coded - 180° Straight Open Ended - n/a	Power/Motor/com Standard	5 0.32	2 No
WI1000-M12F5T05N M12 Shl Cable 5m 5 pin Fem 0°, Power	Connector 1	M12 5-pin female A-coded - 180° Straight Open Ended - n/a	Power/Motor/com Standard	5 0.32	5 No
WI1000-M12F5T1.2N M12 Shl Cable 1.2m 5 pin Fem 0°, Power	Connector 1	M12 5-pin female A-coded - 180° Straight Open Ended - n/a	Power/Motor/com Standard	5 0.32	1.2 No
WI1000-M12F5T10N M12 Shl Cable 10m 5 pin Fem 0°, Power	Connector 1	M12 5-pin female A-coded - 180° Straight Open Ended - n/a	Power/Motor/com Standard	5 0.32	10 No
WI1000-M12F5T10R M12 Shl Cable 10m 5 pin Fem 0°, Power, High-flex	Connector 1	M12 5-pin female A-coded - 180° Straight Open Ended - n/a	Power/Motor/com Cable Chains - 2D	5 0.34	10 No
WI1000-M12F5T20N M12 Shl Cable 20m 5 pin Fem 0°, Power	Connector 1	M12 5-pin female A-coded - 180° Straight Open Ended - n/a	Power/Motor/com Standard	5 0.32	20 No
WI1000-M12F5TLT0185 M12 shl Cable 3m 5 pin female 0°,PW SPEC	Connector 1	M12 5-pin female A-coded - 180° Straight - n/a	Power/Motor/com Standard	5 0.32	3 No
WI1000-M12F5TM5T1.5N M12 A Code Shl Cable 1.5m 5 pin Female/Male 0° Pow	Connector 1	M12 5-pin female A-coded - 180° Straight - n/a	Power/Motor/com		1.5 No
WI1000-M12F5V05N M12 Shl Cable 5m 5 pin Fem 90°, Power	Connector 1	M12 5-pin female A-coded - 90° Angled Open Ended - n/a	Power/Motor/com Standard	5 0.32	5 No
WI1000-M12F5V05R M12 Shl Cable 5m 5 pin Fem 90°, Power, 3D	Connector 1	M12 5-pin female A-coded - 90° Angled - n/a	Power/Motor/com		5 No
WI1000-M12F5V10N M12 Shl Cable 10 m 5 pin Fem 90°, Power	Connector 1	M12 5-pin female A-coded - 90° Angled Open Ended - n/a	Power/Motor/com Standard	5 0.32	10 No
WI1000-M12F5V20N M12 Shl Cable 20m 5 pin Fem 90°, Power	Connector 1	M12 5-pin female A-coded - 90° Angled Open Ended - n/a	Power/Motor/com Standard	5 0.32	20 No
WI1000-M12F5W05N M12 Shl Cable 5m LED 5p Fem 90°, Power <50V	Connector 1	M12 5-pin female A-coded - 90° Angled Open Ended - n/a	Power/Motor/com Standard	5 0.32	5 LED
WI1000-M12F5W10N M12 Shl Cable 10m LED 5 p Fem 90°, Power <50V	Connector 1	M12 5-pin female A-coded - 90° Angled Open Ended - n/a	Power/Motor/com Standard	5 0.32	10 LED
WI1000-M12F5W15N M12 Shl Cable 15m LED 5 p Fem 90°, Power <50V	Connector 1	M12 5-pin female A-coded - 90° Angled Open Ended - n/a	Power/Motor/com Standard	5 0.32	15 LED
WI1000-M12F5W20N M12 Shl Cable 20m LED 5 p Fem 90°, Power <50V	Connector 1	M12 5-pin female A-coded - 90° Angled Open Ended - n/a	Power/Motor/com Standard	5 0.32	20 LED
WI1000-M12F5WF5W20N M12 shl cab 20m LED 5 pin female 90',Pow <50V	Connector 1	M12 5-pin female A-coded - 90° Angled M12 5-pin female A-coded - n/a	Power/Motor/com Standard	5 0.32	20 LED
WI1005-M12F5TF5T03P M12 Cab 3m, 5p Fem - 5p Fem twistedPair	Connector 1	M12 5-pin female A-coded - 180° Straight M12 5-pin female A-coded - n/a	Communication		3 No
WI1005-M12F5TM5T2.0N M12 cable 2m, 5 pin female - 5pin male	Connector 1	M12 5-pin female A-coded - 180° Straight M12 5-pin male A-coded - n/a	Communication Standard		2 0.32 No
WI1008-M12F5AG1 M12 Con 5p Fem 90° Spring Ø4-8mm cable	Connector 1	M12 5-pin female A-coded - 90° Angled Open Ended - n/a	CANopen/DeviceNet		20 No
WI1008-M12F5SS1 M12 Con 5p Fem 0° Solder assembly	Connector 1	M12 5-pin female A-coded - 180° Straight - n/a	CANopen/DeviceNet n/a	n/a	Connector No
WI1008-M12F5TG1 M12 Con 5p Fem 0° Spring Shield+B222	Connector 1	M12 5-pin female A-coded - 180° Straight - n/a	CANopen/DeviceNet n/a	n/a	Connector No
WI1008-M12F5VG1 M12 Con 5p Fem 90° Spring Shield	Connector 1	M12 5-pin female A-coded - 90° Angled - n/a	CANopen/DeviceNet n/a	n/a	Connector No
WI1025-M12F5AF5AM5A M12 T-Con 2x Fem 5 p + 1x Male 5 p	Connector 1	M12 5-pin female A-coded - 90° Angled M12 5-pin female A-coded - n/a		5 0.32	No
WI1025-M12F5AM5A M12 Cabinet Feed-through F5p-M5p	Connector 1	M12 5-pin female A-coded - 90° Angled M12 5-pin male A-coded - n/a		5 0.32	No
WI1025-M12F5AM5AF5A M12 T-Con Fem 5p+ Male 5p + Fem 5p NoSh	Connector 1	M12 5-pin female A-coded - 90° Angled M12 5-pin male A-coded - n/a		5 0.32	No
WI1025-M12F5VM5VF5V M12 Shl Y-Con 1xMale 5p + 2x Fem 5p CAN	Connector 1	M12 5-pin female A-coded - 90° Angled M12 5-pin male A-coded CAN - n/a		5 0.32	No
WI1000-M12M8T02N	Connector 2	M12 8-pin male A-coded - 180° Straight	Power/Motor/com	8	2



MIS231S1L5H466

Int.Step 12-60VDC, IO-Link 4con, AbsC-L

Cable information

Item number	Mount on	Cable con 1 +Con 1 angle	Cable application	Wires no totally	Cable length [m]
Item description		Cable con 2 +Con 2 angle	Cable flexibility	Wire [mm2]	Connector 1 LED
M12 Shl Cable 2m 8 p Male 0° COM1/Ext IO		Open Ended - n/a	Standard	0.32	No
WI1000-M12M8T05N	Connector 2	M12 8-pin male A-coded - 180° Straight	Power/Motor/com	8	5
M12 Shl Cable 5m 8 p Male 0° COM1/Ext IO		Open Ended - n/a	Standard	0.32	No
WI1000-M12M8T20N	Connector 2	M12 8-pin male A-coded - 180° Straight	Power/Motor/com	8	20
M12 Shl Cable 20m 8 p Male 0° COM1/ExtIO		Open Ended - n/a	Standard	0.32	No
WI1000-M12M8T20R	Connector 2	M12 8-pin male A-coded - 180° Straight	Power/Motor/com		20
M12 Shl Cable 20m 8 p Male 0° 2D cable chain		- n/a			No
WI1000-M12M8TF4LT186	Connector 2	M12 8-pin male A-coded - 180° Straight	Power/Motor/com	8	5
M12 shl cable5m, M12 M8, M8 F4 0° IO		M12 4-pin female A-coded - n/a		0.32	No
WI1000-M12M8TLT0184	Connector 2	M12 8-pin male A-coded - 180° Straight	Power/Motor/com	8	5
M12 shl cable5m, 8 pin male 0° IO SPEC		M12 4-pin female A-coded - n/a		0.32	No
WI1000-M12M8V05N	Connector 2	M12 8-pin male A-coded - 90° Angled	Power/Motor/com	8	5
M12 Shl Cable 5m 8 p Mal 90° COM1/ExtIO		Open Ended - n/a	Standard	0.2	No
WI1000-M12M8V20N	Connector 2	M12 8-pin male A-coded - 90° Angled	Power/Motor/com	8	20
M12 Shl Cable 20m 8 p Mal 90° COM1/ExtIO		Open Ended - n/a	Standard	0.2	No
WI1005-M12M8QM5V.3N	Connector 2	M12 8-pin male A-coded - 90° Angled	Communication		0.3
M12 Shl Cab 0.3m 8p Mal 5p Mal 90° RS485 twisted		M12 5-pin male A-coded - n/a	Standard	0.32	No
WI1005-M12M8S10N	Connector 2	M12 8-pin male A-coded - 180° Straight	Communication	8	10
M12 Shl Cable 10m, 8 p Male MAC00-B41 twisted		Open Ended - n/a	Standard	0.32	No
WI1005-M12M8STR5	Connector 2	M12 8-pin male A-coded - 180° Straight	Communication	n/a	Connector
M12 8-pin male A Code Resistor RS485		n/a - n/a	n/a	0.32	No
WI1005-M12M8TF8T01N	Connector 2	M12 8-pin male A-coded - 180° Straight	Communication	8	0.5
M12 Shl Cab 1m 8p Male 0° to 8p Female 0° 2x4pair		M12 5-pin female A-coded - n/a	Standard	0.32	No
WI1005-M12M8TF8T20N	Connector 2	M12 8-pin male A-coded - 180° Straight	Communication	8	5
M12 Shl Cab 20m 8p Male 8p Female 0° 2x4p twisted		M12 8-pin female A-coded - n/a		0.32	No
WI1005-M12M8TM5T.3N	Connector 2	M12 8-pin male A-coded - 180° Straight	Communication	5	0.3
M12 Shl Cab 0,3 m 8p Male 5p Male 0° RS485 twisted		M12 5-pin male A-coded - n/a	Standard	0.32	No
WI1005-M12M8TM5T.5N	Connector 2	M12 8-pin male A-coded - 180° Straight	Communication	5	0.5
M12 Shl Cab 0,5 m 8p Male 5p Male 0° RS485 twisted		M12 5-pin male A-coded - n/a	Standard	0.32	No
WI1005-M12M8TM5T05N	Connector 2	M12 8-pin male A-coded - 180° Straight	Communication	5	5
M12 Shl Cab 5m 8p Male 5p Male 0° RS485 twisted		M12 5-pin male A-coded - n/a	Standard	0.32	No
WI1005-M12M8VM5V.5N	Connector 2	M12 8-pin male A-coded - 90° Angled	Communication	5	0,5
M12 Shl Cab 0.5m 8pMale 5pMale 90° RS485 twisted		M12 5-pin male A-coded - n/a	Standard	0.32	No
WI1005-M12M8VM5V03N	Connector 2	M12 8-pin male A-coded - 90° Angled	Communication	5	3
M12 Shl Cab3m 8p Male 5p Male 90° RS485 twisted		M12 5-pin male A-coded - n/a	Standard	0.32	No
WI1005-M12M8VM5V10N	Connector 2	M12 8-pin male A-coded - 90° Angled	Communication	5	10
M12 Shl Cab10m 8p Male 5p Male 90° RS485 twisted		M12 5-pin male A-coded - n/a	Standard	0.32	No
WI1005-M12M8VM5V20N	Connector 2	M12 8-pin male A-coded - 90° Angled	Communication	5	20
M12 Shl Cab20m 8p Male 5p Male 90° RS485 twisted		M12 5-pin male A-coded - n/a	Standard	0.32	No
WI1008-M12M8SC1	Connector 2	M12 8-pin male A-coded - 180° Straight	CANopen/DeviceNet	n/a	Connector
M12 Con 8p Male 0° Screw Ø4-8mm cable		- n/a	n/a	n/a	No
WI1008-M12M8SS1	Connector 2	M12 8-pin male A-coded - 180° Straight	CANopen/DeviceNet	n/a	Connector
M12 Con 8p Male 0° Solder assembly		- n/a	n/a	n/a	No
WI1008-M12M8TC1	Connector 2	M12 8-pin male A-coded - 180° Straight	CANopen/DeviceNet	n/a	Connector
M12 Con 8p Male 0° Screw Shield		- n/a	n/a	n/a	No
WI1008-M12M8TS1	Connector 2	M12 8-pin male A-coded - 180° Straight	CANopen/DeviceNet	n/a	Connector
M12 Con 8p Male 0° Solder Shield		- n/a	n/a	n/a	No
WI1009-M12M8Q1.2N	Connector 2	M12 8-pin male A-coded - 90° Angled	Basic I/O, Com	8	1.2
M12 Shl Cable 1.2m 8p Male 90° 4P twisted		Open Ended - n/a	Standard	0.32	No
WI1009-M12M8V05N	Connector 2	M12 8-pin male A-coded - 90° Angled	Basic I/O, Com	8	5
M12 Shl Cable 5m 8 p Male 90° 4P twisted		Open Ended - n/a	Standard	0.32	No
WI1009-M12M8V20N	Connector 2	M12 8-pin male A-coded - 90° Angled	Basic I/O, Com	8	20
M12 Shl Cable 20m 8 p Male 90° 4P twisted		Open Ended - n/a	Standard	0.32	No
RS485-M12-1-5-8	Connector 2 RS485	-			
RS485 M12-8pin DSub, 5m, straight v1.0		-			



MIS231S1L5H466

Int.Step 12-60VDC, IO-Link 4con, AbsC-L

Cable information

Item number	Mount on	Cable con 1 +Con 1 angle	Cable application	Wires no totally	Cable length [m]
Item description		Cable con 2 +Con 2 angle	Cable flexibility	Wire [mm2]	Connector 1 LED
WI1000-M12F5T02N	Connector 3	M12 5-pin female A-coded - 180° Straight	Power/Motor/com	5	2
M12 Shl Cable 2m 5 pin Fem 0°, Power		Open Ended - n/a	Standard	0.32	No
WI1000-M12F5T05N	Connector 3	M12 5-pin female A-coded - 180° Straight	Power/Motor/com	5	5
M12 Shl Cable 5m 5 pin Fem 0°, Power		Open Ended - n/a	Standard	0.32	No
WI1000-M12F5T1.2N	Connector 3	M12 5-pin female A-coded - 180° Straight	Power/Motor/com	5	1.2
M12 Shl Cable 1.2m 5 pin Fem 0°, Power		Open Ended - n/a	Standard	0.32	No
WI1000-M12F5T10N	Connector 3	M12 5-pin female A-coded - 180° Straight	Power/Motor/com	5	10
M12 Shl Cable 10m 5 pin Fem 0°, Power		Open Ended - n/a	Standard	0.32	No
WI1000-M12F5T10R	Connector 3	M12 5-pin female A-coded - 180° Straight	Power/Motor/com	5	10
M12 Shl Cable 10m 5 pin Fem 0°, Power, High-flex		Open Ended - n/a	Cable Chains - 2D	0.34	No
WI1000-M12F5T20N	Connector 3	M12 5-pin female A-coded - 180° Straight	Power/Motor/com	5	20
M12 Shl Cable 20m 5 pin Fem 0°, Power		Open Ended - n/a	Standard	0.32	No
WI1000-M12F5TLT0185	Connector 3	M12 5-pin female A-coded - 180° Straight	Power/Motor/com	5	3
M12 shl Cable 3m 5 pin female 0°,PW SPEC		- n/a	Standard	0.32	No
WI1000-M12F5TM5T1.5N	Connector 3	M12 5-pin female A-coded - 180° Straight	Power/Motor/com		1.5
M12 A Code Shl Cable 1.5m 5 pin Female/Male 0° Pow		- n/a			No
WI1000-M12F5V05N	Connector 3	M12 5-pin female A-coded - 90° Angled	Power/Motor/com	5	5
M12 Shl Cable 5m 5 pin Fem 90°, Power		Open Ended - n/a	Standard	0.32	No
WI1000-M12F5V05R	Connector 3	M12 5-pin female A-coded - 90° Angled	Power/Motor/com		5
M12 Shl Cable 5m 5 pin Fem 90°, Power, 3D		- n/a			No
WI1000-M12F5V10N	Connector 3	M12 5-pin female A-coded - 90° Angled	Power/Motor/com	5	10
M12 Shl Cable 10 m 5 pin Fem 90°, Power		Open Ended - n/a	Standard	0.32	No
WI1000-M12F5V20N	Connector 3	M12 5-pin female A-coded - 90° Angled	Power/Motor/com	5	20
M12 Shl Cable 20m 5 pin Fem 90°, Power		Open Ended - n/a	Standard	0.32	No
WI1000-M12F5W05N	Connector 3	M12 5-pin female A-coded - 90° Angled	Power/Motor/com	5	5
M12 Shl Cable 5m LED 5p Fem 90°, Power <50V		Open Ended - n/a	Standard	0.32	LED
WI1000-M12F5W10N	Connector 3	M12 5-pin female A-coded - 90° Angled	Power/Motor/com	5	10
M12 Shl Cable 10m LED 5 p Fem 90°, Power <50V		Open Ended - n/a	Standard	0.32	LED
WI1000-M12F5W15N	Connector 3	M12 5-pin female A-coded - 90° Angled	Power/Motor/com	5	15
M12 Shl Cable 15m LED 5 p Fem 90°, Power <50V		Open Ended - n/a	Standard	0.32	LED
WI1000-M12F5W20N	Connector 3	M12 5-pin female A-coded - 90° Angled	Power/Motor/com	5	20
M12 Shl Cable 20m LED 5 p Fem 90°, Power <50V		Open Ended - n/a	Standard	0.32	LED
WI1000-M12F5WF5W20N	Connector 3	M12 5-pin female A-coded - 90° Angled	Power/Motor/com	5	20
M12 shl cab 20m LED 5 pin female 90',Pow <50V		M12 5-pin female A-coded - n/a	Standard	0.32	LED
WI1005-M12F5TF5T03P	Connector 3	M12 5-pin female A-coded - 180° Straight	Communication		3
M12 Cab 3m, 5p Fem - 5p Fem twistedPair		M12 5-pin female A-coded - n/a		0.32	No
WI1005-M12F5TM5T2.0N	Connector 3	M12 5-pin female A-coded - 180° Straight	Communication		2
M12 cable 2m, 5 pin female - 5pin male		M12 5-pin male A-coded - n/a	Standard	0.32	No
WI1008-M12F5AG1	Connector 3	M12 5-pin female A-coded - 90° Angled	CANopen/DeviceNet		20
M12 Con 5p Fem 90° Spring Ø4-8mm cable		Open Ended - n/a			No
WI1008-M12F5SS1	Connector 3	M12 5-pin female A-coded - 180° Straight	CANopen/DeviceNet	n/a	Connector
M12 Con 5p Fem 0° Solder assembly		- n/a	n/a	n/a	No
WI1008-M12F5TG1	Connector 3	M12 5-pin female A-coded - 180° Straight	CANopen/DeviceNet	n/a	Connector
M12 Con 5p Fem 0° Spring Shield+B222		- n/a	n/a	n/a	No
WI1008-M12F5VG1	Connector 3	M12 5-pin female A-coded - 90° Angled	CANopen/DeviceNet	n/a	Connector
M12 Con 5p Fem 90° Spring Shield		- n/a	n/a	n/a	No
WI1025-M12F5AF5AM5A	Connector 3	M12 5-pin female A-coded - 90° Angled		5	
M12 T-Con 2x Fem 5 p + 1x Male 5 p		M12 5-pin female A-coded - n/a	Standard	0.32	No
WI1025-M12F5AM5A	Connector 3	M12 5-pin female A-coded - 90° Angled		5	
M12 Cabinet Feed-through F5p-M5p		M12 5-pin male A-coded - n/a	Standard	0.32	No
WI1025-M12F5AM5AF5A	Connector 3	M12 5-pin female A-coded - 90° Angled		5	
M12 T-Con Fem 5p+ Male 5p + Fem 5p NoSh		M12 5-pin male A-coded - n/a	Standard	0.32	No
WI1025-M12F5VM5VF5V	Connector 3	M12 5-pin female A-coded - 90° Angled		5	
M12 Shl Y-Con 1xMale 5p + 2x Fem 5p CAN		M12 5-pin male A-coded CAN - n/a	Standard	0.32	No
WI1005-M12M17SAA01	Connector 4	M12 17-pin male A-coded - 180° Straight	Communication	n/a	Connector



MIS231S1L5H466

Int.Step 12-60VDC, IO-Link 4con, AbsC-L

Cable information

Item number	Mount on	Cable con 1 +Con 1 angle	Cable application	Wires no totally	Cable length [m]
Item description		Cable con 2 +Con 2 angle	Cable flexibility	Wire [mm2]	Connector 1 LED
M12 17-pin male Axis 1 Without wire		n/a - n/a	n/a	n/a	No
WI1005-M12M17SAA01W	Connector 4	M12 17-pin male A-coded - 180° Straight	Communication	n/a	Connector
M12 17-pin male Axis 1, with wire 1,2m		n/a - n/a	n/a	n/a	No
WI1005-M12M17SAA02	Connector 4	M12 17-pin male A-coded - 180° Straight	Communication	n/a	Connector
M12 17-pin male Axis 2 Without wire		n/a - n/a	n/a	n/a	No
WI1005-M12M17SAA03	Connector 4	M12 17-pin male A-coded - 180° Straight	Communication	n/a	Connector
M12 17-pin male Axis 3 Without wire		n/a - n/a	n/a	n/a	No
WI1005-M12M17SAA04	Connector 4	M12 17-pin male A-coded - 180° Straight	Communication	n/a	Connector
M12 17-pin male Axis 4 Without wire		n/a - n/a	n/a	n/a	No
WI1005-M12M17SAA05	Connector 4	M12 17-pin male A-coded - 180° Straight	Communication	n/a	Connector
M12 17-pin male Axis 5 Without wire		n/a - n/a	n/a	n/a	No
WI1005-M12M17SAA06	Connector 4	M12 17-pin male A-coded - 180° Straight	Communication	n/a	Connector
M12 17-pin male Axis 6 Without wire		n/a - n/a	n/a	n/a	No
WI1005-M12M17SAA06W	Connector 4	M12 17-pin male A-coded - 180° Straight	Communication	n/a	Connector
M12 17-pin male Axis 6 with wire 1,2m		n/a - n/a	n/a	n/a	No
WI1005-M12M17SAA07	Connector 4	M12 17-pin male A-coded - 180° Straight	Communication	n/a	Connector
M12 17-pin male Axis 7 Without wire		n/a - n/a	n/a	n/a	No
WI1005-M12M17SAA08	Connector 4	M12 17-pin male A-coded - 180° Straight	Communication	n/a	Connector
M12 17-pin male Axis 8 Without wire		n/a - n/a	n/a	n/a	No
WI1005-M12M17SAA09	Connector 4	M12 17-pin male A-coded - 180° Straight	Communication	n/a	Connector
M12 17-pin male Axis 9 Without wire		n/a - n/a	n/a	n/a	No
WI1005-M12M17SAA10	Connector 4	M12 17-pin male A-coded - 180° Straight	Communication	n/a	Connector
M12 17-pin male Axis 10 Without wire		n/a - n/a	n/a	n/a	No
WI1008-M12M17SR1	Connector 4	M12 17-pin male A-coded - 180° Straight	CANopen/DeviceNet	n/a	Connector
M12 Con 17p Male 0° Metal housing 5.4-8.2mm cable		- n/a	n/a	n/a	No
WI1009-M12M17T01N	Connector 4	M12 17-pin male A-coded - 180° Straight	Basic I/O, Com	17	1
M12 Shl Cable 1m 17p Mal 0° MISxx,Ex41 twisted		Open Ended - n/a	Standard	0.061	No
WI1009-M12M17T05N	Connector 4	M12 17-pin male A-coded - 180° Straight	Basic I/O, Com	17	5
M12 Shl Cable 5m 17p Mal 0° MISxx,Ex41 twisted		Open Ended - n/a	Standard	0.061	No
WI1009-M12M17T10R	Connector 4	M12 17-pin male A-coded - 180° Straight	Basic I/O, Com	17	5
M12 Shl Cable 10m 17p Mal 0° MISxx,Ex41 twisted		Open Ended - n/a	Robotic - 3D	0.061	No
WI1009-M12M17T20N	Connector 4	M12 17-pin male A-coded - 180° Straight	Basic I/O, Com	17	20
M12 Shl Cable 20m 17p Mal 0° MISxx,Ex41 twisted		Open Ended - n/a	Standard	0.061	No
WI1009-M12M17TF17T.5	Connector 4	M12 17-pin male A-coded - 180° Straight	Basic I/O, Com	17	0.5
M12 Shl Cable.5m Male17p0°-Female 17p0° twist pair		M12 17-pin female A-coded - n/a	Standard	0.061	No
WI1009-M12M17TF17T01	Connector 4	M12 17-pin male A-coded - 180° Straight	Basic I/O, Com	17	1
M12 Shl Cable 1m Male17p0°-Female 17p0° twist pair		M12 17-pin female A-coded - n/a	Standard	0.061	No
WI1009-M12M17TF17T02	Connector 4	M12 17-pin male A-coded - 180° Straight	Basic I/O, Com	17	2
M12 Shl Cable 2m Male17p0°-Female 17p0° twist pair		M12 17-pin female A-coded - n/a	Standard	0.061	No
WI1009-M12M17TF17T03	Connector 4	M12 17-pin male A-coded - 180° Straight	Basic I/O, Com	17	3
M12 Shl Cable 3m Male17p0°-Female 17p0° twist pair		M12 17-pin female A-coded - n/a	Standard	0.061	No
WI1009-M12M17TF17T04	Connector 4	M12 17-pin male A-coded - 180° Straight	Basic I/O, Com	17	4
M12 Shl Cable 4m Male17p0°-Female 17p0° twist pair		M12 17-pin female A-coded - n/a	Standard	0.061	No
WI1009-M12M17V05N	Connector 4	M12 17-pin male A-coded - 90° Angled	Basic I/O, Com	17	5
M12 Shl Cable 5m 17p Mal 90° MISxx,Ex41 twisted		Open Ended - n/a	Standard	0.061	No
WI1009-M12M17V05R	Connector 4	M12 17-pin male A-coded - 90° Angled	Basic I/O, Com	17	5
M12 Shl Cable 5m 17p Mal 90° MISxx,Ex41 twisted		- n/a	Robotic - 3D	0.061	No
WI1009-M12M17V10N	Connector 4	M12 17-pin male A-coded - 90° Angled	Basic I/O, Com	17	10
M12 Shl Cable 10m 17p Mal 90° MISxx,Ex41 twisted		Open Ended - n/a	Standard	0.061	No
RS485-M12-1-5-17	Connector 4 RS485	-	-	-	-
RS485 M12-17pin DSub, 5m v1.1		-	-	-	-