



MIS173S16EPH266

Int.Step 12-72VDC, Profinet, EncC-L

ServoStep MIS is a series of integrated stepper motors with servo control (closed-loop) and up to 3000 RPM.

It consists of NEMA 17..23..34..43 size motors with holding torques from 0.36 Nm up to 25 Nm. All motors are programmable and have 8 I/O points (each can be DI or DO or AI).

Options include:

- incremental (semi-absolute) encoder*). absolute multiturn encoder
- brake module*)
- radial or axial*) connectors
- CANopen
- Ethernet interface w/built-in switch for easy daisy-chaining and all protocols (Profinet. EtherNet/IP. EtherCAT. Sercos. ModbusTCP/UDP. Powerlink).
- Wireless versions are also possible: WLAN or BlueTooth.
- Special shaft versions include double shaft and hollow shaft. contact JVL to learn which combinations are possible.
- Higher IP versions are also available. *) Depending of other options



General information



| | | | |
|-------------------------------------|---|----------------------------------|----------------------------------|
| Description | Int.Step 12-72VDC, Profinet, EncC-L, 4xM12. 2x4pF:Profinet 17pF:8xDIO/AI +RS422+RS485, High Resolution: 409.600 step/rev. ±0.01 RPM, Programmable (incl. current, position & velocity), Closed-Loop Semi-Abs. Encoder 4096 CPR, ø5x20 mm Round, Shaft: IP42, Motor: IP42, 43.1x85.2 mm Holding Torque: 0.40 Nm Radial Connector 12-72 VDC Mechanical Power: 99 W, Isolated from earth | | |
| Manufacture | JVL | Motor type | Integrated Stepper - Rotating |
| Motor resolution | 409600 | Encoder type | H2 Incremental/abs_singleturn |
| Integrated PLC | Yes | PLC no. of DI/DO/AI | 8 |
| Closed loop | Yes | STO connector | No |
| Integrated gear | No | Gear ratio | |
| Brake | No | Speed [Rpm] | 3000.00 |
| Connectivity: Without module | Profinet | Power Peak [W] | 142.24 |
| Flange Type Front | | Protection House/Shaft | |
| Shaft size - Front [mm] | 5.00 mm | | |
| Running torque [Nm] | 0.40 | Rated Winding current [A] | 4.0 |
| Main supply [V] | 12-72 | Voltage type - Main | DC |



MIS173S16EPH266

Int.Step 12-72VDC, Profinet, EncC-L

General information

| | | | |
|---|----------|----------------------------|------|
| Control voltage (CVI/O+) [VDC] | 7-28 | Holding torque [Nm] | 0.40 |
| Shaft Double | No | | |
| Weight net [kg] | 0.62 | MTBF 100% [Year] | 13 |
| Weight gross [kg] | 0.75 | MTBF 30% [Year] | 15 |
| Software | MacTalk | | |
| CE Marked | Yes | | |
|  | | | |
| Approval - ROHS-3 | Yes | | |
|  | | | |
| Approval UL | No | | |
| Tariff no | 85015100 | Country Of Origin | DK |



MIS173S16EPH266

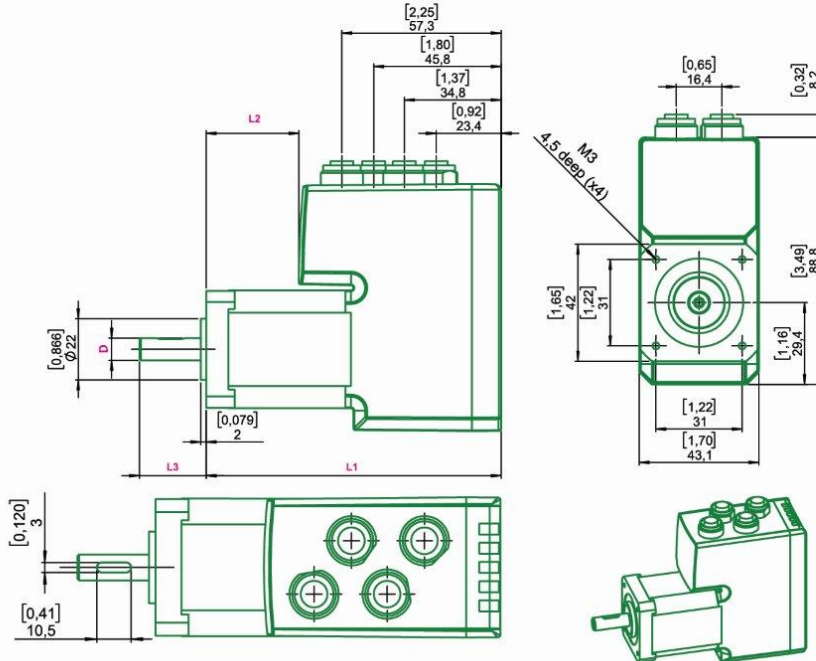
Int.Step 12-72VDC, Profinet, EncC-L

Mechanical information

| Motor Type | Length (L1) ±0.0 [0.0787] | Length (L2) ±0.0 [0.0787] | Shaft length and form (L3) +0 / -0.013mm(0.000512) | Shaft dia. (D) +0 / -0.013mm(0.000512) |
|-------------|------------------------------|------------------------------|---|---|
| MIS171S16.. | 73.5 [2.89] | 0.8 [0.03] | 20.0 [0.79] Round | 5.0 [0.19] |
| MIS173S8.. | 85.2 [3.35] | 12.5 [0.49] | 20.0 [0.79] D-cut | 6.35 [0.25] |
| MIS173S16.. | 85.2 [3.35] | 12.5 [0.49] | 20.0 [0.79] Round | 5.0 [0.19] |
| MIS176S8.. | 106 [4.17] | 33.3 [1.31] | 20.0 [0.79] D-cut | 6.35 [0.25] |
| MIS176S35.. | 106 [4.17] | 33.3 [1.31] | 24.0 [0.94] Keyway | 8.0 [0.31] |
| MIS176S75.. | 106 [4.17] | 33.3 [1.31] | 24.0 [0.94] D-cut | 6.35 [0.25] |

This drawing covers only motor type MIS17xS with radial connectors

[] = Inches



T172545

| | | | |
|---|-------------------------|--|-------|
| Motor length [mm] | 85.2 | Motor width [mm] | 43.1 |
| Motor height [mm] | 88.8 | Protection house | IP42 |
| Protection shaft | IP42 | Flange Rear | No |
| Flange Type Front | | Flange Type Rear | |
| Motor diameter center front [mm] | 22.0 | Motor diameter center rear [mm] | |
| Bolt circle diameter front [mm] | 43.8 | Bolt circle diameter front [mm] | |
| Mounting holes front [mm] | M3 | Mounting holes rear [mm] | |
| Flange material | Aluminium | Flange Thickness [mm] | |
| Shaft Type Output | Round | Shaft Double | No |
| Shaft size - Front [mm] | 5.00 mm | Shaft Type Rear | |
| Shaft length Front [mm] | 20.0 | Shaft size - Rear | - |
| Shaft material | Stainless steel AISI303 | Shaft length Rear [mm] | |
| Shaft Key included | Key NOT included | Shaft Key Dimension | - |
| Front bearing type | 698ZZ | Rear bearing type | 698ZZ |
| Radial load [N] | 577 | Radial load distance [mm] | 10 |



MIS173S16EPH266

Int.Step 12-72VDC, Profinet, EncC-L

Mechanical information

| | | | |
|--|---|---|----------|
| Axial load [N] | 174 | | |
| Axial play [mm] | 0.08 | Axial play force [N] | 4 |
| Integrated gear | No | Gear ratio | |
| Gear efficiency [%] | - | Gear backlash [ArcMin] | - |
| Brake | No | Brake - Go ON time [ms] | - |
| Brake Holding torque [Nm] | - | Brake - Go OFF time [ms] | - |
| Rotor inertia [kgcm²] | 0.054 | Max inertia factor | 40 |
| Precision Motor - Absolute [Deg] | 0.35 | Precision Motor - Max Load [Deg] | |
| Precision Motor - Repeatability [Deg] | 0.15 | Step angle [°/full step] | 1.8° |
| 2D [PDF] | Download | 2D [DWG] | No |
| 3D [DWG] | No | 3D [EASM] | No |
| 3D [IGES] | No | 3D [STEP] | Download |
| Datasheet - pdf | | CAD file page | Link |
| User Manual | Download | WEB page | Link |
| Approval UL | No | STO connector | No |
| Approval - ATEX | No | Approval TÜV - STO | No |
| Oil resistant | | | |
| Temperature ambient [°C] | 0...40 °C and 0...70 °C with derating of performance | | |
| Temperature storage | -40...70 °C | | |
| Humidity working | 5...93% non-condensing | | |
| Vibration | 5-25 Hz: +/-1.6mm, 25-500Hz: 4G, 1.0 oct./min | | |
| Shock | 15G, 30ms. 6 x 1000 cycles in +/-X, +/-Y, +/-Z | | |
| Withstand Voltage | 500 VDC between earth and supply ground | | |
| EMC in general | EMC Directive DIR2014/30/EU | | |
| EMC Emission | EN61800-3 / EN61000-6-3 / EN61000-6-4 all 2. environment | | |
| EMC Immunity | En IEC 61800-3 / EN61000-6-1 all 2. environment | | |
| Safety in general | LVD DIR2014/35/EU / EL61800 - USA and Canada only MIS34x products are pending | | |
| Safety wo STO | EN60950-1 | | |
| Safety w STO | EN60950-1 / EN61508-1/-2 SIL3 / ISO13849-1/-2 / ISO62061 / EN61800-5-1/-2 | | |
| Inviromental | IEC 60068-2-27, Test Ea. Shock test | | |
| | IEC 60068-2-6, Test Fc. Vibration test | | |
| | IEC 60068-2-2, Test Bd. covers temperaturerise/dry heat | | |
| | IEC 60068-2-78, Perm. moisture/Damp heat, steady state | | |
| REACH SVHC document | | | |
| Low voltage Directive | | | |
| No Dual Use | | | |

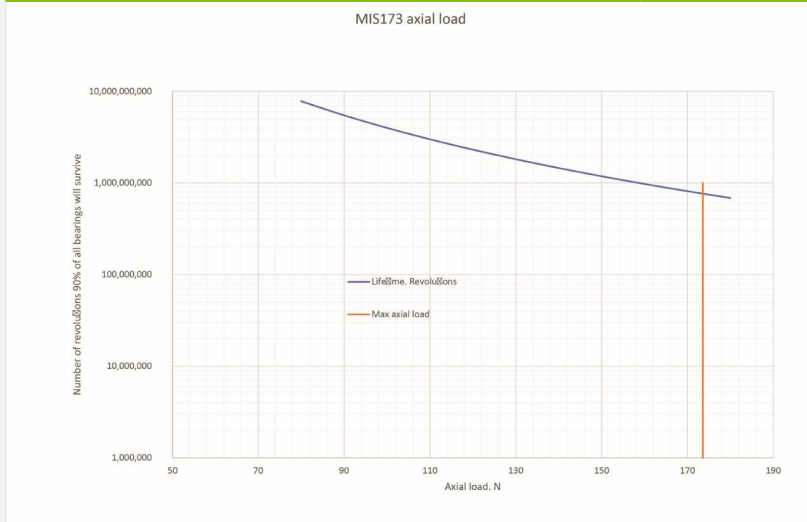


MIS173S16EPH266

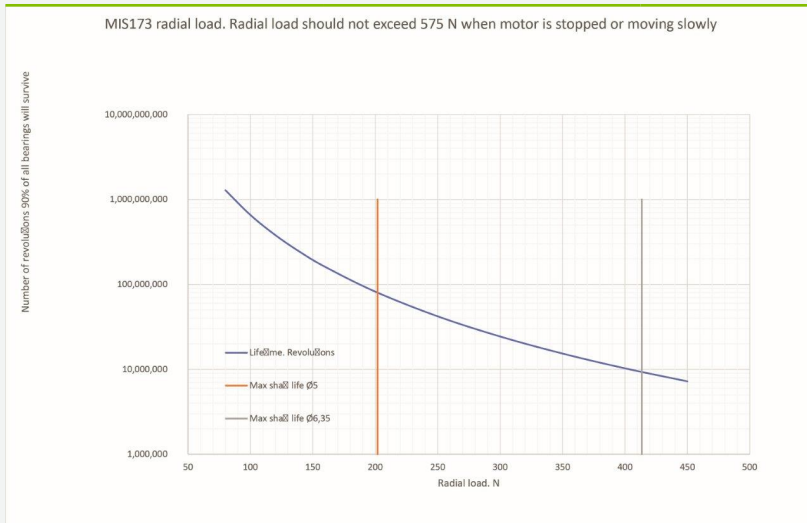
Int.Step 12-72VDC, Profinet, EncC-L

Mechanical information

| Duty Cycle | | Max Duty Cycle [%] | |
|-------------------------------|-----|----------------------------|-----|
| Axial Load Typical [N] | 174 | Axial Load Long [N] | 140 |



| Radial Load Typical [N] | | Radial Load Long [N] | |
|-------------------------|--|----------------------|--|
| 202 | | 117 | |



| Load typical term | Load Long term |
|-------------------|----------------|
| Shaft Seal | |



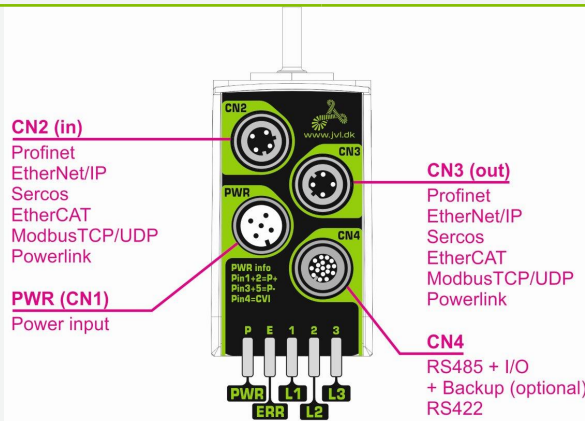
MIS173S16EPH266

Int.Step 12-72VDC, Profinet, EncC-L

Connector information

| | | | |
|--------------------------|-----|--------------------------|-----------------------------------|
| Connector 1 label | PWR | Connector 1 | M12 5-pin male A-coded |
| Connector 2 label | CN2 | Connector 2 | M12 4-pin female D-coded Ethernet |
| Connector 3 label | CN3 | Connector 3 | M12 4-pin female D-coded Ethernet |
| Connector 4 label | CN4 | Connector 4 | M12 17-pin female A-coded |
| Connector 1 RS485 | No | Connector 2 RS485 | No |
| Connector 3 RS485 | No | Connector 4 RS485 | Yes |

Motor connectors



MIS17xS - Ex

RS485 serial communication
in network and Ethernet

Picture CN1

| "PWR" (CN1) - Power input. M12 - 5pin male connector | | | | |
|--|--|---------|----------------------------|-----------------|
| Signal name | Description | Pin no. | JVL Cable W11000-M12F5TxxN | Isolation group |
| P+ | Main supply +7-72VDC. Connect with pin 2 * | 1 | Brown | 1 |
| P+ | Main supply +7-72VDC. Connect with pin 1 * | 2 | White | 1 |
| P- | Main supply ground. Connect with pin 5 * | 3 | Blue | 1 |
| CVI | Control and user output supply +7-30VDC. DO NOT connect >30V to this terminal! | 4 | Black | 1 |
| P- | Main supply ground. Connect with pin 3 * | 5 | Grey | 1 |

* Note: P+ and P- are each available at 2 terminals. Make sure that both terminals are connected in order to split the supply current in 2 terminals and thereby avoid an overload of the connector.

Picture CN2

| "CN2" - Ethernet In port connector - M12 - 4pin female connector "D" coded | | | | |
|--|---|---------|----------------------------|----------------------------|
| Signal name | Description | Pin no. | JVL Cable W11046-M12M4S05R | Isolation group (See note) |
| Tx0_P | Ethernet Transmit channel 0 - positive terminal | 1 | - | 2 |
| Rx0_P | Ethernet Receive channel 0 - positive terminal | 2 | - | 2 |
| Tx0_N | Ethernet Transmit channel 0 - negative terminal | 3 | - | 2 |
| Rx0_N | Ethernet Receive channel 0 - negative terminal | 4 | - | 2 |



MIS173S16EPH266

Int.Step 12-72VDC, Profinet, EncC-L

Connector information

Picture CN3

| "CN3" - Ethernet Out port connector. M12 - 4 pin female connector "D" coded | | | | |
|---|---|---------|----------------------------|----------------------------|
| Signal name | Description | Pin no. | JVL Cable WI1046-M12M4S05R | Isolation group (see note) |
| Tx1_P | Ethernet Transmit channel 1 - positive terminal | 1 | - | 3 |
| Rx1_P | Ethernet Receive channel 1 - positive terminal | 2 | - | 3 |
| Tx1_N | Ethernet Transmit channel 1 - negative terminal | 3 | - | 3 |
| Rx1_N | Ethernet Receive channel 1 - negative terminal | 4 | - | 3 |

Picture CN4

| "CN4" - RS485 + I/O + Backup (option) connector - M12 - 17pin female connector | | | | |
|--|---|---------|-----------------------------|----------------------------|
| Signal name | Description | Pin no. | JVL Cable WI1009M12 M17TxxN | Isolation group (see note) |
| IO1 | I/O channel 1. Can be used as input or output | 1 | Brown | 1 |
| GND | Ground intended to be used together with the other signals in this connector | 2 | Blue | 1 |
| IO2 | I/O channel 2. Can be used as input or output | 3 | White | 1 |
| IO3 | I/O channel 3. Can be used as input or output | 4 | Green | 1 |
| RS422: B1- | RS422 I/O terminal B- | 5 | Pink | 1 |
| IO4 | I/O channel 4. Can be used as input or output | 6 | Yellow | 1 |
| RS422: A1- | RS422 I/O terminal A- | 7 | Black | 1 |
| RS422: B1+ | RS422 I/O terminal B+ | 8 | Grey | 1 |
| CVO | Supply output. Connected internally to the CVI terminal in the PWR connector. DO NOT connect >30V to this terminal! | 9 | Red | 1 |
| RS422: A1+ | RS422 I/O terminal A+ | 10 | Violet | 1 |
| IO5 | I/O channel 5. Can be used as input or output | 11 | Grey/pink | 1 |
| IO6 | I/O channel 6. Can be used as input or output | 12 | Red/blue | 1 |
| IO7 | I/O channel 7. Can be used as input or output | 13 | White/Green | 1 |
| IO8 | I/O channel 8. Can be used as input or output | 14 | Brown/Green | 1 |
| RS485: B0- | RS485 interface. Leave open if unused | 15 | White/Yellow | 1 |
| EXTBACKUP | Only for motors with the -H3 or -H4 option (abs. multiturn encoder). This terminal can be connected to an external supply. Connect to ground (GND) if not used. | 16 | Yellow/brown | 1 |
| RS485: A0+ | RS485 interface. Leave open if unused | 17 | White/grey | 1 |

* Note: Isolation group indicate which terminals/circuits that a galvanic connected to each other. In other words group 1, 2, 3 and 4 are all fully independently isolated from each other. Group 1 correspond to the housing of the motor which may also be connected to earth via the DC or AC input supply.

Connector STO No

Picture STO Con -



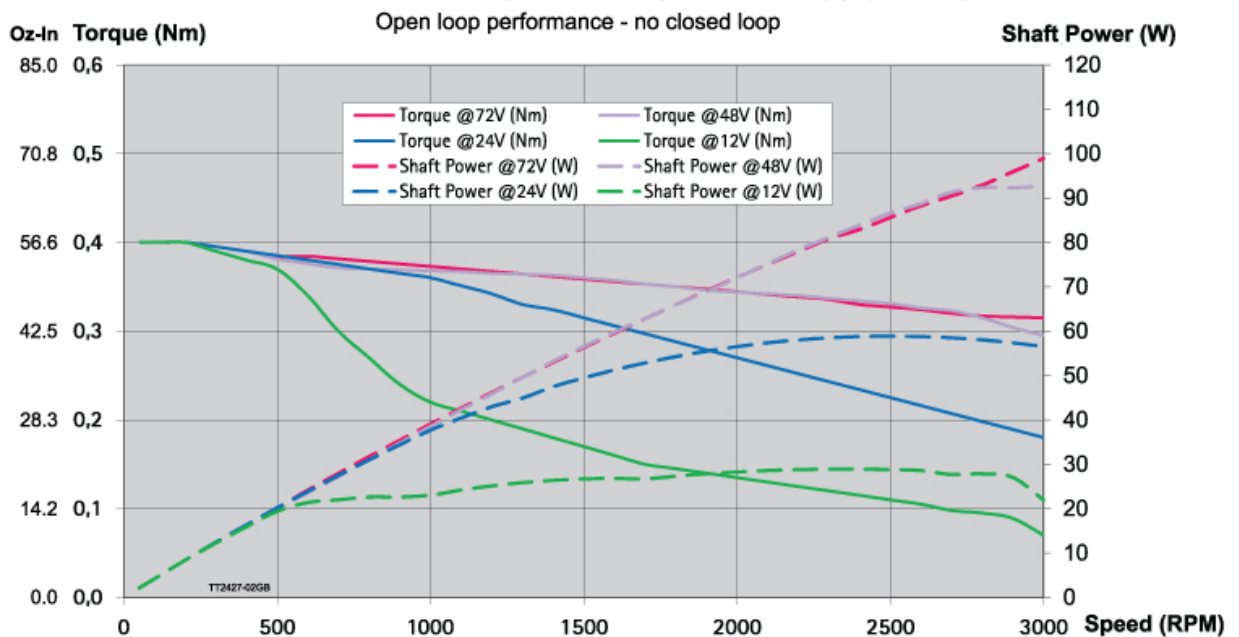
MIS173S16EPH266

Int.Step 12-72VDC, Profinet, EncC-L

Torque, force and Power information

| | | | |
|---------------------|-------|---------------------|--------|
| Supply Volt 1 [V] | 12 | Power Peak 1 [W] | 34.21 |
| Supply Volt 2 [V] | 24 | Power Peak 2 [W] | 72.45 |
| Supply Volt 3 [V] | 48 | Power Peak 3 [W] | 128.47 |
| Supply Volt 4 [V] | 72 | Power Peak 4 [W] | 142.24 |
| Holding torque [Nm] | 0.40 | Running torque [Nm] | 0.40 |
| Detent torque [Nm] | 0.016 | | |

MIS173S motor torque versus speed and supply voltage





MIS173S16EPH266

Int.Step 12-72VDC, Profinet, EncC-L

Electrical information

| | | | |
|---|---------|--|----------------------------------|
| Main supply [V] | 12-72 | Main supply Min-Max [V] | 7-90 |
| Rated motor current [A] | 3.4 | | |
| Control voltage (CVI/O+) [VDC] | 7-28 | Control Voltage (CVI) Min-Max [VDC] | 7-30 |
| CVI current wo Ethernet and output (12/24VDC) [mA] | 90/55 | Current Ethernet option (12/24VDC) [mA] | 120/60 |
| Current brake option [mA] | - | Current for 1 Dig. output - max [mA] | 350 |
| Max current CVI [A] | | | |
| Dig. Input impedans | 30 Kohm | Counter frequency max | 12MHz |
| MTBF 30% [Year] | 15 | MTBF 100% [Year] | 13 |
| Motor resolution | 409600 | Encoder type | H2 Incremental/abs_singleturn |
| Encoder Resolution (H2) H2 - 4096 Singleturn AbsEnc - Semi multiturn | | | |
| Encoder Resolution (H3) | - | Encoder revolutions | +/-5242 |
| PLC no. of DI/DO/AI | 8 | Analogue voltage | 0-5VDC 12bit |
| Standard used | | Standard used 2 | |
| Resistance [Ohm] | | Induction [mH] | |



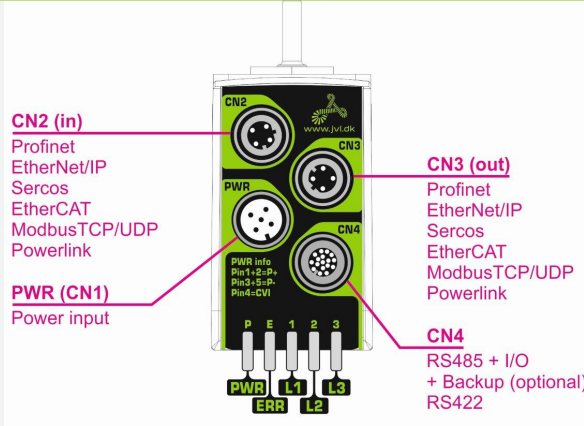
MIS173S16EPH266

Int.Step 12-72VDC, Profinet, EncC-L

Communication information

| | | | |
|---|----------|--------------------------|-----|
| Software | MacTalk | Connector 2 RS485 | No |
| Connectivity: Without module | Profinet | Connector 3 RS485 | No |
| | | Connector 4 RS485 | Yes |

Motor connectors



MIS17xS - Ex

RS485 serial communication
in network and Ethernet

e-PLC Files

Ethernet, PLC demo files



MIS173S16EPH266

Int.Step 12-72VDC, Profinet, EncC-L

Cable information

| Item number | Mount on | Cable con 1 +Con 1 angle | Cable application | Wires no totally | Cable length [m] |
|---|-------------|--|---------------------------------|------------------|------------------|
| Item description | | Cable con 2 +Con 2 angle | Cable flexibility | Wire [mm2] | Connector 1 LED |
| WI1000-M12F5T02N M12 Shl Cable 2m 5 pin Fem 0°, Power | Connector 1 | M12 5-pin female A-coded - 0° Straight Open Ended - n/a | Power/Motor/com Standard | 5 0.32 | 2 No |
| WI1000-M12F5T05N M12 Shl Cable 5m 5 pin Fem 0°, Power | Connector 1 | M12 5-pin female A-coded - 0° Straight Open Ended - n/a | Power/Motor/com Standard | 5 0.32 | 5 No |
| WI1000-M12F5T1.2N M12 Shl Cable 1.2m 5 pin Fem 0°, Power | Connector 1 | M12 5-pin female A-coded - 0° Straight Open Ended - n/a | Power/Motor/com Standard | 5 0.32 | 1.2 No |
| WI1000-M12F5T10N M12 Shl Cable 10m 5 pin Fem 0°, Power | Connector 1 | M12 5-pin female A-coded - 0° Straight Open Ended - n/a | Power/Motor/com Standard | 5 0.32 | 10 No |
| WI1000-M12F5T10R M12 Shl Cable 10m 5 pin Fem 0°, Power, High-flex | Connector 1 | M12 5-pin female A-coded - 0° Straight Open Ended - n/a | Power/Motor/com Robotic - 3D | 5 0.32 | 10 No |
| WI1000-M12F5T20N M12 Shl Cable 20m 5 pin Fem 0°, Power | Connector 1 | M12 5-pin female A-coded - 0° Straight Open Ended - n/a | Power/Motor/com Standard | 5 0.32 | 20 No |
| WI1000-M12F5TLT0185 M12 shl Cable 3m 5 pin female 0°,PW SPEC | Connector 1 | M12 5-pin female A-coded - 0° Straight - n/a | Power Standard | 5 0.32 | 3 No |
| WI1000-M12F5V05N M12 Shl Cable 5m 5 pin Fem 90°, Power | Connector 1 | M12 5-pin female A-coded - 90° Angled Open Ended - n/a | Power/Motor/com Standard | 5 0.32 | 5 No |
| WI1000-M12F5V10N M12 Shl Cable 10 m 5 pin Fem 90°, Power | Connector 1 | M12 5-pin female A-coded - 90° Angled Open Ended - n/a | Power/Motor/com Standard | 5 0.32 | 10 No |
| WI1000-M12F5V20N M12 Shl Cable 20m 5 pin Fem 90°, Power | Connector 1 | M12 5-pin female A-coded - 90° Angled Open Ended - n/a | Power/Motor/com Standard | 5 0.32 | 20 No |
| WI1000-M12F5W05N M12 Shl Cable 5m LED 5p Fem 90°, Power <50V | Connector 1 | M12 5-pin female A-coded - 90° Angled Open Ended - n/a | Power 24/48 Standard | 5 0.32 | 5 LED |
| WI1000-M12F5W10N M12 Shl Cable 10m LED 5 p Fem 90°, Power <50V | Connector 1 | M12 5-pin female A-coded - 90° Angled Open Ended - n/a | Power 24/48 Standard | 5 0.32 | 10 LED |
| WI1000-M12F5W15N M12 Shl Cable 15m LED 5 p Fem 90°, Power <50V | Connector 1 | M12 5-pin female A-coded - 90° Angled Open Ended - n/a | Power 24/48 Standard | 5 0.32 | 15 LED |
| WI1000-M12F5W20N M12 Shl Cable 20m LED 5 p Fem 90°, Power <50V | Connector 1 | M12 5-pin female A-coded - 90° Angled Open Ended - n/a | Power 24/48 Standard | 5 0.32 | 20 LED |
| WI1000-M12F5WF5W20N M12 shl cab 20m LED 5 pin female 90',Pow <50V | Connector 1 | M12 5-pin female A-coded - 90° Angled M12 5-pin female A-coded - 90° Angled | Power 24/48 Standard | 5 0.32 | 20 LED |
| WI1008-M12F5SS1 M12 Con 5p Fem 0° Solder assembly | Connector 1 | M12 5-pin female A-coded - 0° Straight - n/a | n/a | n/a | Connector No |
| WI1008-M12F5TG1 M12 Con 5p Fem 0° Spring Shield+B222 | Connector 1 | M12 5-pin female A-coded - 0° Straight - n/a | n/a | n/a | Connector No |
| WI1008-M12F5VG1 M12 Con 5p Fem 90° Spring Shield | Connector 1 | M12 5-pin female A-coded - 90° Angled - n/a | n/a | n/a | Connector No |
| WI1046-M12M4S.3NRJ45 M12 Cab D-code Ethernet M0°-RJ45, 0.3m, Ø5 | Connector 2 | M12 4-pin male D-coded Ethernet - 0° Straight RJ45 male - 0° Straight | Ethernet Standard | 4 0.13 | 0.3 No |
| WI1046-M12M4S01NRJ45 M12 Cab D-code Ethernet M0°-RJ45, 1.0m, Ø5 | Connector 2 | M12 4-pin male D-coded Ethernet - 0° Straight RJ45 male - 0° Straight | Ethernet Standard | 4 0.13 | 1 No |
| WI1046-M12M4S05NRJ45 M12 Cab D-code Ethernet M0°-RJ45, SFTP, 5m, Ø5 | Connector 2 | M12 4-pin male D-coded Ethernet - 0° Straight RJ45 male - 0° Straight | Ethernet Standard | 4 0.13 | 5 No |
| WI1046-M12M4S05R M12 Cab D-code Ethernet M0°, SFTP, 5m Ø7 | Connector 2 | M12 4-pin male D-coded Ethernet - 0° Straight Open Ended - n/a | Ethernet Cable chains - 2D | 4 0.13 | 5 No |
| WI1046-M12M4S10NRJ45 M12 Cab D-code Ethernet M0°-RJ45, 10m, Ø5 | Connector 2 | M12 4-pin male D-coded Ethernet - 0° Straight RJ45 male - 0° Straight | Ethernet Standard | 4 0.13 | 10 No |
| WI1046-M12M4S15NRJ45 M12 Cab D-code Ethernet M0°-RJ45, 15m, RJ45 Ø5 | Connector 2 | M12 4-pin male D-coded Ethernet - 0° Straight RJ45 male - 0° Straight | Ethernet Standard | 4 0.13 | 15 No |
| WI1046-M12M4S15R M12 Cab D-code Ethernet M0°, 15m Ø7 | Connector 2 | M12 4-pin male D-coded Ethernet - 0° Straight Open Ended - n/a | Ethernet Cable chains - 2D | 4 0.13 | 15 No |
| WI1046-M12M4T.3TRJ45 M12 Cab D-code Ethernet M0°-RJ45, 0.3m, RJ45 Ø5 | Connector 2 | M12 4-pin male D-coded Ethernet - 0° Straight RJ45 male - 0° Straight | Ethernet Standard | 4 0.13 | 0.3 No |
| WI1046-M12M4T01TRJ45 M12 Cab D-code Ethernet M0°-RJ45, 1m, RJ45 Ø5 | Connector 2 | M12 4-pin male D-coded Ethernet - 0° Straight RJ45 male - 0° Straight | Ethernet Standard | 4 0.13 | 1 No |
| WI1046-M12M4T02NRJ45 | Connector 2 | M12 4-pin male D-coded Ethernet - 0° Straight | Ethernet | 4 | 2 |



MIS173S16EPH266

Int.Step 12-72VDC, Profinet, EncC-L

Cable information

| Item number | Mount on | Cable con 1 +Con 1 angle | Cable application | Wires no totally | Cable length [m] |
|---|---------------|---|-------------------|------------------|------------------|
| Item description | | Cable con 2 +Con 2 angle | Cable flexibility | Wire [mm2] | Connector 1 LED |
| M12 Cab D-code Ethernet M0°-RJ45, 2m, Ø5 | | RJ45 male - 0° Straight | Standard | 0.13 | No |
| WI1046-M12M4T05TRJ45 | Connector 2 | M12 4-pin male D-coded Ethernet - 0° Straight | Ethernet | 4 | 5 |
| M12 Cab D-code Ethernet M0°-RJ45, 5m, Ø5 | | RJ45 male - 0° Straight | Standard | 0.13 | No |
| WI1046-M12M4T10TRJ45 | Connector 2 | M12 4-pin male D-coded Ethernet - 0° Straight | Ethernet | 4 | 10 |
| M12 Cab D-code Ethernet M0°-RJ45, 10m, Ø5 | | RJ45 male - 0° Straight | Standard | 0.13 | No |
| WI1046-M12M4T15TRJ45 | Connector 2 | M12 4-pin male D-coded Ethernet - 0° Straight | Ethernet | 4 | 15 |
| M12 Cab D-code Ethernet M0°-RJ45, SFTP, 15m, Ø5 | | RJ45 male - 0° Straight | Standard | 0.13 | No |
| WI1046-M12M4T20TRJ45 | Connector 2 | M12 4-pin male D-coded Ethernet - 0° Straight | Ethernet | 4 | 20 |
| M12 Cab D-code Ethernet M0°-RJ45, 20m, Ø5 | | RJ45 male - 0° Straight | Standard | 0.13 | No |
| WI1046-M12M4TM4T.3R | Connector 2 | M12 4-pin male D-coded Ethernet - 0° Straight | Ethernet | 4 | 0.3 |
| M12 Cab D-code Ethernet M0°-M0°, 0,3m, Ø6 | | M12 4-pin male D-coded Ethernet - 0° Straight | Robotic - 3D | 0.14 | No |
| WI1046-M12M4TM4T.3T | Connector 2 | M12 4-pin male D-coded Ethernet - 0° Straight | Ethernet | 4 | 0.3 |
| M12 Cab D-code Ethernet M0°-M0°, 0,3m, Ø6 | | M12 4-pin male D-coded Ethernet - 0° Straight | Standard | 0.13 | No |
| WI1046-M12M4TM4T01R | Connector 2 | M12 4-pin male D-coded Ethernet - 0° Straight | Ethernet | 4 | 1 |
| M12 Cab D-code Ethernet M0°-M0°, 1m, Ø7 | | M12 4-pin male D-coded Ethernet - 0° Straight | Robotic - 3D | 0.14 | No |
| WI1046-M12M4TM4T01T | Connector 2 | M12 4-pin male D-coded Ethernet - 0° Straight | Ethernet | 4 | 1 |
| M12 Cab D-code Ethernet M0°-M0°, 1m, Ø6 | | M12 4-pin male D-coded Ethernet - 0° Straight | Standard | 0.13 | No |
| WI1046-M12M4TM4T02R | Connector 2 | M12 4-pin male D-coded Ethernet - 0° Straight | Ethernet | 4 | 2 |
| M12 Cab D-code Ethernet M0°-M0°, 2,0m, Ø7 | | M12 4-pin male D-coded Ethernet - 0° Straight | Robotic - 3D | 0.14 | No |
| WI1046-M12M4TM4T02T | Connector 2 | M12 4-pin male D-coded Ethernet - 0° Straight | Ethernet | 4 | 2 |
| M12 Cab D-code Ethernet M0°-M0°, 2,0m, Ø6 | | M12 4-pin male D-coded Ethernet - 0° Straight | Standard | 0.13 | No |
| WI1046-M12M4TM4T05R | Connector 2 | M12 4-pin male D-coded Ethernet - 0° Straight | Ethernet | 4 | 5 |
| M12 Cab D-code Ethernet M0°-M0°, 5m, Ø7 | | M12 4-pin male D-coded Ethernet - 0° Straight | Robotic - 3D | 0.14 | No |
| WI1046-M12M4TM4T05T | Connector 2 | M12 4-pin male D-coded Ethernet - 0° Straight | Ethernet | 4 | 5 |
| M12 Cab D-code Ethernet M0°-M0°, 5m, Ø6 | | M12 4-pin male D-coded Ethernet - 0° Straight | Standard | 0.13 | No |
| WI1046-M12M4TM4T10R | Connector 2 | M12 4-pin male D-coded Ethernet - 0° Straight | Ethernet | 4 | 10 |
| M12 Cab D-code Ethernet M0°-M0°, 10m, Ø7 | | M12 4-pin male D-coded Ethernet - 0° Straight | Robotic - 3D | 0.14 | No |
| WI1046-M12M4TM4T10T | Connector 2 | M12 4-pin male D-coded Ethernet - 0° Straight | Ethernet | 4 | 10 |
| M12 Cab D-code Ethernet M0°-M0°, 10m, Ø6 | | M12 4-pin male D-coded Ethernet - 0° Straight | Standard | 0.13 | No |
| WI1046-M12M4TM4T15R | Connector 2 | M12 4-pin male D-coded Ethernet - 0° Straight | Ethernet | 4 | 15 |
| M12 Cab D-code Ethernet M0°-M0°, 15m, Ø7 | | M12 4-pin male D-coded Ethernet - 0° Straight | Robotic - 3D | 0.14 | No |
| WI1046-M12M4TM4T20R | Connector 2 | M12 4-pin male D-coded Ethernet - 0° Straight | Ethernet | 4 | 20 |
| M12 Cab D-code Ethernet M0°-M0°, 20m, Ø7 | | M12 4-pin male D-coded Ethernet - 0° Straight | Robotic - 3D | 0.14 | No |
| WI1046-M12M4TM4T20T | Connector 2 | M12 4-pin male D-coded Ethernet - 0° Straight | Ethernet | 4 | 20 |
| M12 Cab D-code Ethernet M0°-M0°, 20m, Ø6 | | M12 4-pin male D-coded Ethernet - 0° Straight | Standard | 0.13 | No |
| WI1046-M12M4V02TRJ45 | Connector 2 | M12 4-pin male D-coded Ethernet - 90° Angled | Ethernet | 4 | 2 |
| M12 Cab D-code Ethernet M90°-RJ45, 2m, Ø5 | | RJ45 male - 0° Straight | Standard | 0.13 | No |
| WI1046-M12M4V05TRJ45 | Connector 2 | M12 4-pin male D-coded Ethernet - 90° Angled | Ethernet | 4 | 5 |
| M12 Cab D-code Ethernet M90°-RJ45, 5m, Ø6 | | RJ45 male - 0° Straight | Standard | 0.13 | No |
| WI1046-M12M4VM4T.6N | Connector 2 | M12 4-pin male D-coded Ethernet - 90° Angled | Ethernet | 4 | 0.6 |
| M12 Cab D-code Ethernet M90°-M0°, 0,6m, Ø6 | | M12 4-pin male D-coded Ethernet - 0° Straight | Standard | 0.13 | No |
| WI1046-M12M4VM4V.6N | Connector 2 | M12 4-pin male D-coded Ethernet - 90° Angled | Ethernet | 4 | 0.6 |
| M12 Cab D-code Ethernet M90°-M90°, 0,6m, Ø6 | | M12 4-pin male D-coded Ethernet - 90° Angled | Standard | 0.13 | No |
| WI1048-M12M4TTR1 | Connector 2 | M12 4-pin male D-coded Ethernet - 0° Straight | Ethernet | | Connector |
| M12 Con 4 p Male D Code Ethernet PressLock | | - n/a | n/a | | No |
| WI1046-M12M4TM4T.3R | Connector 2-2 | M12 4-pin male D-coded Ethernet - 0° Straight | Ethernet | 4 | 0.3 |
| M12 Cab D-code Ethernet M0°-M0°, 0,3m, Ø6 | | M12 4-pin male D-coded Ethernet - 0° Straight | Robotic - 3D | 0.14 | No |
| WI1046-M12M4TM4T.3T | Connector 2-2 | M12 4-pin male D-coded Ethernet - 0° Straight | Ethernet | 4 | 0.3 |
| M12 Cab D-code Ethernet M0°-M0°, 0,3m, Ø6 | | M12 4-pin male D-coded Ethernet - 0° Straight | Standard | 0.13 | No |
| WI1046-M12M4TM4T01R | Connector 2-2 | M12 4-pin male D-coded Ethernet - 0° Straight | Ethernet | 4 | 1 |
| M12 Cab D-code Ethernet M0°-M0°, 1m, Ø7 | | M12 4-pin male D-coded Ethernet - 0° Straight | Robotic - 3D | 0.14 | No |
| WI1046-M12M4TM4T01T | Connector 2-2 | M12 4-pin male D-coded Ethernet - 0° Straight | Ethernet | 4 | 1 |
| M12 Cab D-code Ethernet M0°-M0°, 1m, Ø6 | | M12 4-pin male D-coded Ethernet - 0° Straight | Standard | 0.13 | No |
| WI1046-M12M4TM4T02R | Connector 2-2 | M12 4-pin male D-coded Ethernet - 0° Straight | Ethernet | 4 | 2 |
| M12 Cab D-code Ethernet M0°-M0°, 2,0m, Ø7 | | M12 4-pin male D-coded Ethernet - 0° Straight | Robotic - 3D | 0.14 | No |



MIS173S16EPH266

Int.Step 12-72VDC, Profinet, EncC-L

Cable information

| Item number | Mount on | Cable con 1 +Con 1 angle | Cable application | Wires no totally | Cable length [m] |
|---|---------------|---|-------------------|------------------|------------------|
| Item description | | Cable con 2 +Con 2 angle | Cable flexibility | Wire [mm2] | Connector 1 LED |
| WI1046-M12M4TM4T02T | Connector 2-2 | M12 4-pin male D-coded Ethernet - 0° Straight | Ethernet | 4 | 2 |
| M12 Cab D-code Ethernet M0°-M0°, 2,0m, Ø6 | | M12 4-pin male D-coded Ethernet - 0° Straight | Standard | 0.13 | No |
| WI1046-M12M4TM4T05R | Connector 2-2 | M12 4-pin male D-coded Ethernet - 0° Straight | Ethernet | 4 | 5 |
| M12 Cab D-code Ethernet M0°-M0°, 5m, Ø7 | | M12 4-pin male D-coded Ethernet - 0° Straight | Robotic - 3D | 0.14 | No |
| WI1046-M12M4TM4T05T | Connector 2-2 | M12 4-pin male D-coded Ethernet - 0° Straight | Ethernet | 4 | 5 |
| M12 Cab D-code Ethernet M0°-M0°, 5m, Ø6 | | M12 4-pin male D-coded Ethernet - 0° Straight | Standard | 0.13 | No |
| WI1046-M12M4TM4T10R | Connector 2-2 | M12 4-pin male D-coded Ethernet - 0° Straight | Ethernet | 4 | 10 |
| M12 Cab D-code Ethernet M0°-M0°, 10m, Ø7 | | M12 4-pin male D-coded Ethernet - 0° Straight | Robotic - 3D | 0.14 | No |
| WI1046-M12M4TM4T10T | Connector 2-2 | M12 4-pin male D-coded Ethernet - 0° Straight | Ethernet | 4 | 10 |
| M12 Cab D-code Ethernet M0°-M0°, 10m, Ø6 | | M12 4-pin male D-coded Ethernet - 0° Straight | Standard | 0.13 | No |
| WI1046-M12M4TM4T15R | Connector 2-2 | M12 4-pin male D-coded Ethernet - 0° Straight | Ethernet | 4 | 15 |
| M12 Cab D-code Ethernet M0°-M0°, 15m, Ø7 | | M12 4-pin male D-coded Ethernet - 0° Straight | Robotic - 3D | 0.14 | No |
| WI1046-M12M4TM4T20R | Connector 2-2 | M12 4-pin male D-coded Ethernet - 0° Straight | Ethernet | 4 | 20 |
| M12 Cab D-code Ethernet M0°-M0°, 20m, Ø7 | | M12 4-pin male D-coded Ethernet - 0° Straight | Robotic - 3D | 0.14 | No |
| WI1046-M12M4TM4T20T | Connector 2-2 | M12 4-pin male D-coded Ethernet - 0° Straight | Ethernet | 4 | 20 |
| M12 Cab D-code Ethernet M0°-M0°, 20m, Ø6 | | M12 4-pin male D-coded Ethernet - 0° Straight | Standard | 0.13 | No |
| WI1046-M12M4VM4T.6N | Connector 2-2 | M12 4-pin male D-coded Ethernet - 90° Angled | Ethernet | 4 | 0.6 |
| M12 Cab D-code Ethernet M90°-M0°, 0,6m, Ø6 | | M12 4-pin male D-coded Ethernet - 0° Straight | Standard | 0.13 | No |
| WI1046-M12M4VM4V.6N | Connector 2-2 | M12 4-pin male D-coded Ethernet - 90° Angled | Ethernet | 4 | 0.6 |
| M12 Cab D-code Ethernet M90°-M90°, 0,6m, Ø6 | | M12 4-pin male D-coded Ethernet - 90° Angled | Standard | 0.13 | No |
| WI1046-M12M4S.3NRJ45 | Connector 3 | M12 4-pin male D-coded Ethernet - 0° Straight | Ethernet | 4 | 0.3 |
| M12 Cab D-code Ethernet M0°-RJ45, 0,3m, Ø5 | | RJ45 male - 0° Straight | Standard | 0.13 | No |
| WI1046-M12M4S01NRJ45 | Connector 3 | M12 4-pin male D-coded Ethernet - 0° Straight | Ethernet | 4 | 1 |
| M12 Cab D-code Ethernet M0°-RJ45, 1,0m, Ø5 | | RJ45 male - 0° Straight | Standard | 0.13 | No |
| WI1046-M12M4S05NRJ45 | Connector 3 | M12 4-pin male D-coded Ethernet - 0° Straight | Ethernet | 4 | 5 |
| M12 Cab D-code Ethernet M0°-RJ45, SFTP, 5m, Ø5 | | RJ45 male - 0° Straight | Standard | 0.13 | No |
| WI1046-M12M4S05R | Connector 3 | M12 4-pin male D-coded Ethernet - 0° Straight | Ethernet | 4 | 5 |
| M12 Cab D-code Ethernet M0°, SFTP, 5m Ø7 | | Open Ended - n/a | Cable chains - 2D | 0.13 | No |
| WI1046-M12M4S10NRJ45 | Connector 3 | M12 4-pin male D-coded Ethernet - 0° Straight | Ethernet | 4 | 10 |
| M12 Cab D-code Ethernet M0°-RJ45, 10m, Ø5 | | RJ45 male - 0° Straight | Standard | 0.13 | No |
| WI1046-M12M4S15NRJ45 | Connector 3 | M12 4-pin male D-coded Ethernet - 0° Straight | Ethernet | 4 | 15 |
| M12 Cab D-code Ethernet M0°-RJ45, 15m, RJ45 Ø5 | | RJ45 male - 0° Straight | Standard | 0.13 | No |
| WI1046-M12M4S15R | Connector 3 | M12 4-pin male D-coded Ethernet - 0° Straight | Ethernet | 4 | 15 |
| M12 Cab D-code Ethernet M0°, 15m Ø7 | | Open Ended - n/a | Cable chains - 2D | 0.13 | No |
| WI1046-M12M4T.3TRJ45 | Connector 3 | M12 4-pin male D-coded Ethernet - 0° Straight | Ethernet | 4 | 0.3 |
| M12 Cab D-code Ethernet M0°-RJ45, 0,3m, RJ45 Ø5 | | RJ45 male - 0° Straight | Standard | 0.13 | No |
| WI1046-M12M4T01TRJ45 | Connector 3 | M12 4-pin male D-coded Ethernet - 0° Straight | Ethernet | 4 | 1 |
| M12 Cab D-code Ethernet M0°-RJ45, 1m, RJ45 Ø5 | | RJ45 male - 0° Straight | Standard | 0.13 | No |
| WI1046-M12M4T02NRJ45 | Connector 3 | M12 4-pin male D-coded Ethernet - 0° Straight | Ethernet | 4 | 2 |
| M12 Cab D-code Ethernet M0°-RJ45, 2m, Ø5 | | RJ45 male - 0° Straight | Standard | 0.13 | No |
| WI1046-M12M4T05TRJ45 | Connector 3 | M12 4-pin male D-coded Ethernet - 0° Straight | Ethernet | 4 | 5 |
| M12 Cab D-code Ethernet M0°-RJ45, 5m, Ø5 | | RJ45 male - 0° Straight | Standard | 0.13 | No |
| WI1046-M12M4T10TRJ45 | Connector 3 | M12 4-pin male D-coded Ethernet - 0° Straight | Ethernet | 4 | 10 |
| M12 Cab D-code Ethernet M0°-RJ45, 10m, Ø5 | | RJ45 male - 0° Straight | Standard | 0.13 | No |
| WI1046-M12M4T15TRJ45 | Connector 3 | M12 4-pin male D-coded Ethernet - 0° Straight | Ethernet | 4 | 15 |
| M12 Cab D-code Ethernet M0°-RJ45, SFTP, 15m, Ø5 | | RJ45 male - 0° Straight | Standard | 0.13 | No |
| WI1046-M12M4T20TRJ45 | Connector 3 | M12 4-pin male D-coded Ethernet - 0° Straight | Ethernet | 4 | 20 |
| M12 Cab D-code Ethernet M0°-RJ45, 20m, Ø5 | | RJ45 male - 0° Straight | Standard | 0.13 | No |
| WI1046-M12M4TM4T.3R | Connector 3 | M12 4-pin male D-coded Ethernet - 0° Straight | Ethernet | 4 | 0.3 |
| M12 Cab D-code Ethernet M0°-M0°, 0,3m, Ø6 | | M12 4-pin male D-coded Ethernet - 0° Straight | Robotic - 3D | 0.14 | No |
| WI1046-M12M4TM4T.3T | Connector 3 | M12 4-pin male D-coded Ethernet - 0° Straight | Ethernet | 4 | 0.3 |
| M12 Cab D-code Ethernet M0°-M0°, 0,3m, Ø6 | | M12 4-pin male D-coded Ethernet - 0° Straight | Standard | 0.13 | No |
| WI1046-M12M4TM4T01R | Connector 3 | M12 4-pin male D-coded Ethernet - 0° Straight | Ethernet | 4 | 1 |
| M12 Cab D-code Ethernet M0°-M0°, 1m, Ø7 | | M12 4-pin male D-coded Ethernet - 0° Straight | Robotic - 3D | 0.14 | No |
| WI1046-M12M4TM4T01T | Connector 3 | M12 4-pin male D-coded Ethernet - 0° Straight | Ethernet | 4 | 1 |



MIS173S16EPH266

Int.Step 12-72VDC, Profinet, EncC-L

Cable information

| Item number | Mount on | Cable con 1 +Con 1 angle | Cable application | Wires no totally | Cable length [m] |
|---|---------------|---|-------------------|------------------|------------------|
| Item description | | Cable con 2 +Con 2 angle | Cable flexibility | Wire [mm2] | Connector 1 LED |
| M12 Cab D-code Ethernet M0°-M0°, 1m, Ø6 | | M12 4-pin male D-coded Ethernet - 0° Straight | Standard | 0.13 | No |
| WI1046-M12M4TM4T02R | Connector 3 | M12 4-pin male D-coded Ethernet - 0° Straight | Ethernet | 4 | 2 |
| M12 Cab D-code Ethernet M0°-M0°, 2,0m, Ø7 | | M12 4-pin male D-coded Ethernet - 0° Straight | Robotic - 3D | 0.14 | No |
| WI1046-M12M4TM4T02T | Connector 3 | M12 4-pin male D-coded Ethernet - 0° Straight | Ethernet | 4 | 2 |
| M12 Cab D-code Ethernet M0°-M0°, 2,0m, Ø6 | | M12 4-pin male D-coded Ethernet - 0° Straight | Standard | 0.13 | No |
| WI1046-M12M4TM4T05R | Connector 3 | M12 4-pin male D-coded Ethernet - 0° Straight | Ethernet | 4 | 5 |
| M12 Cab D-code Ethernet M0°-M0°, 5m, Ø7 | | M12 4-pin male D-coded Ethernet - 0° Straight | Robotic - 3D | 0.14 | No |
| WI1046-M12M4TM4T05T | Connector 3 | M12 4-pin male D-coded Ethernet - 0° Straight | Ethernet | 4 | 5 |
| M12 Cab D-code Ethernet M0°-M0°, 5m, Ø6 | | M12 4-pin male D-coded Ethernet - 0° Straight | Standard | 0.13 | No |
| WI1046-M12M4TM4T10R | Connector 3 | M12 4-pin male D-coded Ethernet - 0° Straight | Ethernet | 4 | 10 |
| M12 Cab D-code Ethernet M0°-M0°, 10m, Ø7 | | M12 4-pin male D-coded Ethernet - 0° Straight | Robotic - 3D | 0.14 | No |
| WI1046-M12M4TM4T10T | Connector 3 | M12 4-pin male D-coded Ethernet - 0° Straight | Ethernet | 4 | 10 |
| M12 Cab D-code Ethernet M0°-M0°, 10m, Ø6 | | M12 4-pin male D-coded Ethernet - 0° Straight | Standard | 0.13 | No |
| WI1046-M12M4TM4T15R | Connector 3 | M12 4-pin male D-coded Ethernet - 0° Straight | Ethernet | 4 | 15 |
| M12 Cab D-code Ethernet M0°-M0°, 15m, Ø7 | | M12 4-pin male D-coded Ethernet - 0° Straight | Robotic - 3D | 0.14 | No |
| WI1046-M12M4TM4T20R | Connector 3 | M12 4-pin male D-coded Ethernet - 0° Straight | Ethernet | 4 | 20 |
| M12 Cab D-code Ethernet M0°-M0°, 20m, Ø7 | | M12 4-pin male D-coded Ethernet - 0° Straight | Robotic - 3D | 0.14 | No |
| WI1046-M12M4TM4T20T | Connector 3 | M12 4-pin male D-coded Ethernet - 0° Straight | Ethernet | 4 | 20 |
| M12 Cab D-code Ethernet M0°-M0°, 20m, Ø6 | | M12 4-pin male D-coded Ethernet - 0° Straight | Standard | 0.13 | No |
| WI1046-M12M4V02TRJ45 | Connector 3 | M12 4-pin male D-coded Ethernet - 90° Angled | Ethernet | 4 | 2 |
| M12 Cab D-code Ethernet M90°-RJ45, 2m, Ø5 | | RJ45 male - 0° Straight | Standard | 0.13 | No |
| WI1046-M12M4V05TRJ45 | Connector 3 | M12 4-pin male D-coded Ethernet - 90° Angled | Ethernet | 4 | 5 |
| M12 Cab D-code Ethernet M90°-RJ45, 5m, Ø6 | | RJ45 male - 0° Straight | Standard | 0.13 | No |
| WI1046-M12M4VM4T.6N | Connector 3 | M12 4-pin male D-coded Ethernet - 90° Angled | Ethernet | 4 | 0.6 |
| M12 Cab D-code Ethernet M90°-M0°, 0,6m, Ø6 | | M12 4-pin male D-coded Ethernet - 0° Straight | Standard | 0.13 | No |
| WI1046-M12M4VM4V.6N | Connector 3 | M12 4-pin male D-coded Ethernet - 90° Angled | Ethernet | 4 | 0.6 |
| M12 Cab D-code Ethernet M90°-M90°, 0,6m, Ø6 | | M12 4-pin male D-coded Ethernet - 90° Angled | Standard | 0.13 | No |
| WI1048-M12M4TTR1 | Connector 3 | M12 4-pin male D-coded Ethernet - 0° Straight | Ethernet | | Connector |
| M12 Con 4 p Male D Code Ethernet PressLock | | - n/a | n/a | | No |
| WI1046-M12M4TM4T.3R | Connector 3-2 | M12 4-pin male D-coded Ethernet - 0° Straight | Ethernet | 4 | 0.3 |
| M12 Cab D-code Ethernet M0°-M0°, 0,3m, Ø6 | | M12 4-pin male D-coded Ethernet - 0° Straight | Robotic - 3D | 0.14 | No |
| WI1046-M12M4TM4T.3T | Connector 3-2 | M12 4-pin male D-coded Ethernet - 0° Straight | Ethernet | 4 | 0.3 |
| M12 Cab D-code Ethernet M0°-M0°, 0,3m, Ø6 | | M12 4-pin male D-coded Ethernet - 0° Straight | Standard | 0.13 | No |
| WI1046-M12M4TM4T01R | Connector 3-2 | M12 4-pin male D-coded Ethernet - 0° Straight | Ethernet | 4 | 1 |
| M12 Cab D-code Ethernet M0°-M0°, 1m, Ø7 | | M12 4-pin male D-coded Ethernet - 0° Straight | Robotic - 3D | 0.14 | No |
| WI1046-M12M4TM4T01T | Connector 3-2 | M12 4-pin male D-coded Ethernet - 0° Straight | Ethernet | 4 | 1 |
| M12 Cab D-code Ethernet M0°-M0°, 1m, Ø6 | | M12 4-pin male D-coded Ethernet - 0° Straight | Standard | 0.13 | No |
| WI1046-M12M4TM4T02R | Connector 3-2 | M12 4-pin male D-coded Ethernet - 0° Straight | Ethernet | 4 | 2 |
| M12 Cab D-code Ethernet M0°-M0°, 2,0m, Ø7 | | M12 4-pin male D-coded Ethernet - 0° Straight | Robotic - 3D | 0.14 | No |
| WI1046-M12M4TM4T02T | Connector 3-2 | M12 4-pin male D-coded Ethernet - 0° Straight | Ethernet | 4 | 2 |
| M12 Cab D-code Ethernet M0°-M0°, 2,0m, Ø6 | | M12 4-pin male D-coded Ethernet - 0° Straight | Standard | 0.13 | No |
| WI1046-M12M4TM4T05R | Connector 3-2 | M12 4-pin male D-coded Ethernet - 0° Straight | Ethernet | 4 | 5 |
| M12 Cab D-code Ethernet M0°-M0°, 5m, Ø7 | | M12 4-pin male D-coded Ethernet - 0° Straight | Robotic - 3D | 0.14 | No |
| WI1046-M12M4TM4T05T | Connector 3-2 | M12 4-pin male D-coded Ethernet - 0° Straight | Ethernet | 4 | 5 |
| M12 Cab D-code Ethernet M0°-M0°, 5m, Ø6 | | M12 4-pin male D-coded Ethernet - 0° Straight | Standard | 0.13 | No |
| WI1046-M12M4TM4T10R | Connector 3-2 | M12 4-pin male D-coded Ethernet - 0° Straight | Ethernet | 4 | 10 |
| M12 Cab D-code Ethernet M0°-M0°, 10m, Ø7 | | M12 4-pin male D-coded Ethernet - 0° Straight | Robotic - 3D | 0.14 | No |
| WI1046-M12M4TM4T10T | Connector 3-2 | M12 4-pin male D-coded Ethernet - 0° Straight | Ethernet | 4 | 10 |
| M12 Cab D-code Ethernet M0°-M0°, 10m, Ø6 | | M12 4-pin male D-coded Ethernet - 0° Straight | Standard | 0.13 | No |
| WI1046-M12M4TM4T15R | Connector 3-2 | M12 4-pin male D-coded Ethernet - 0° Straight | Ethernet | 4 | 15 |
| M12 Cab D-code Ethernet M0°-M0°, 15m, Ø7 | | M12 4-pin male D-coded Ethernet - 0° Straight | Robotic - 3D | 0.14 | No |
| WI1046-M12M4TM4T20R | Connector 3-2 | M12 4-pin male D-coded Ethernet - 0° Straight | Ethernet | 4 | 20 |
| M12 Cab D-code Ethernet M0°-M0°, 20m, Ø7 | | M12 4-pin male D-coded Ethernet - 0° Straight | Robotic - 3D | 0.14 | No |
| WI1046-M12M4TM4T20T | Connector 3-2 | M12 4-pin male D-coded Ethernet - 0° Straight | Ethernet | 4 | 20 |
| M12 Cab D-code Ethernet M0°-M0°, 20m, Ø6 | | M12 4-pin male D-coded Ethernet - 0° Straight | Standard | 0.13 | No |



MIS173S16EPH266

Int.Step 12-72VDC, Profinet, EncC-L

Cable information

| Item number | Mount on | Cable con 1 +Con 1 angle | Cable application | Wires no totally | Cable length [m] |
|--|-------------------|---|------------------------------------|------------------|------------------|
| Item description | | Cable con 2 +Con 2 angle | Cable flexibility | Wire [mm2] | Connector 1 LED |
| WI1046-M12M4VM4T.6N M12 Cab D-code Ethernet M90°-M0°, 0,6m, Ø6 | Connector 3-2 | M12 4-pin male D-coded Ethernet - 90° Angled Ethernet | Standard | 4 | 0.6 |
| WI1046-M12M4VM4V.6N M12 Cab D-code Ethernet M90°-M90°, 0,6m, Ø6 | Connector 3-2 | M12 4-pin male D-coded Ethernet - 90° Angled Ethernet | Standard | 4 | 0.6 |
| WI1005-M12M17SAA01 M12 17-pin male Axis 1 Without wire | Connector 4 | M12 17-pin male A-coded - 0° Straight | n/a | n/a | Connector No |
| WI1005-M12M17SAA01-1 M12 17-pin male Axis 1, with wire 1,2m | Connector 4 | M12 17-pin male A-coded - 0° Straight | n/a | n/a | Connector No |
| WI1005-M12M17SAA02 M12 17-pin male Axis 2 Without wire | Connector 4 | M12 17-pin male A-coded - 0° Straight | n/a | n/a | Connector No |
| WI1005-M12M17SAA03 M12 17-pin male Axis 3 Without wire | Connector 4 | M12 17-pin male A-coded - 0° Straight | n/a | n/a | Connector No |
| WI1005-M12M17SAA04 M12 17-pin male Axis 4 Without wire | Connector 4 | M12 17-pin male A-coded - 0° Straight | n/a | n/a | Connector No |
| WI1005-M12M17SAA05 M12 17-pin male Axis 5 Without wire | Connector 4 | M12 17-pin male A-coded - 0° Straight | n/a | n/a | Connector No |
| WI1005-M12M17SAA06 M12 17-pin male Axis 6 Without wire | Connector 4 | M12 17-pin male A-coded - 0° Straight | n/a | n/a | Connector No |
| WI1005-M12M17SAA06-1 M12 17-pin male Axis 6 with wire 1,2m | Connector 4 | M12 17-pin male A-coded - 0° Straight | n/a | n/a | Connector No |
| WI1005-M12M17SAA07 M12 17-pin male Axis 7 Without wire | Connector 4 | M12 17-pin male A-coded - 0° Straight | n/a | n/a | Connector No |
| WI1005-M12M17SAA08 M12 17-pin male Axis 8 Without wire | Connector 4 | M12 17-pin male A-coded - 0° Straight | n/a | n/a | Connector No |
| WI1005-M12M17SAA09 M12 17-pin male Axis 9 Without wire | Connector 4 | M12 17-pin male A-coded - 0° Straight | n/a | n/a | Connector No |
| WI1005-M12M17SAA10 M12 17-pin male Axis 10 Without wire | Connector 4 | M12 17-pin male A-coded - 0° Straight | n/a | n/a | Connector No |
| WI1008-M12M17SR1 M12 Con 17p Male 0° Metal housing 5.4-8.2mm cable | Connector 4 | M12 12-pin male A-coded - 0° Straight | n/a | n/a | Connector No |
| WI1009-M12M17T01N M12 Shl Cable 1m 17p Mal 0° MISxx,Ex41 twisted | Connector 4 | M12 17-pin male A-coded - 0° Straight | Basic I/O, Com Standard | 17 0.061 | 1 No |
| WI1009-M12M17T05N M12 Shl Cable 5m 17p Mal 0° MISxx,Ex41 twisted | Connector 4 | M12 17-pin male A-coded - 0° Straight | Basic I/O, Com Standard | 17 0.061 | 5 No |
| WI1009-M12M17T10R M12 Shl Cable 10m 17p Mal 0° MISxx,Ex41 twisted | Connector 4 | M12 17-pin male A-coded - 0° Straight | Open Ended - n/a Robotic - 3D | 17 0.061 | 5 No |
| WI1009-M12M17T20N M12 Shl Cable 20m 17p Mal 0° MISxx,Ex41 twisted | Connector 4 | M12 17-pin male A-coded - 0° Straight | Basic I/O, Com Standard | 17 0.061 | 20 No |
| WI1009-M12M17TF17T.5 M12 Shl Cable.5m Male17p0°-Female 17p0° twist pair | Connector 4 | M12 17-pin male A-coded - 0° Straight | Basic I/O, Com Standard | 17 0.061 | 0.5 No |
| WI1009-M12M17TF17T01 M12 Shl Cable 1m Male17p0°-Female 17p0° twist pair | Connector 4 | M12 17-pin male A-coded - 0° Straight | Basic I/O, Com Standard | 17 0.061 | 1 No |
| WI1009-M12M17TF17T02 M12 Shl Cable 2m Male17p0°-Female 17p0° twist pair | Connector 4 | M12 17-pin male A-coded - 0° Straight | Basic I/O, Com Standard | 17 0.061 | 2 No |
| WI1009-M12M17TF17T03 M12 Shl Cable 3m Male17p0°-Female 17p0° twist pair | Connector 4 | M12 17-pin male A-coded - 0° Straight | Basic I/O, Com Standard | 17 0.061 | 3 No |
| WI1009-M12M17TF17T04 M12 Shl Cable 4m Male17p0°-Female 17p0° twist pair | Connector 4 | M12 17-pin male A-coded - 0° Straight | Basic I/O, Com Standard | 17 0.061 | 4 No |
| WI1009-M12M17V05N M12 Shl Cable 5m 17p Mal 90° MISxx,Ex41 twisted | Connector 4 | M12 17-pin male A-coded - 90° Angled | Basic I/O, Com Standard | 17 0.061 | 5 No |
| WI1009-M12M17V10N M12 Shl Cable 10m 17p Mal 90° MISxx,Ex41 twisted | Connector 4 | M12 17-pin male A-coded - 90° Angled | Basic I/O, Com Standard | 17 0.061 | 10 No |
| RS485-M12-1-5-17 RS485 M12-17pin DSub, 5m v1.1 | Connector 4 RS485 | M12 17-pin male A-coded - 0° Straight | Communication Cable chains - 2D | 3 0.32 | 5 No |